



# Linkfactor Trade Receivables EUR 1, F.T.

Monthly Report: *September 2023*

	pag.
<b>1. POOLINFORMATION AT CUT OFF DATE</b>	<b>1</b>
<b>2. GENERAL FUND INFORMATION</b>	<b>2</b>
<b>3. PROMISSORY NOTES INFORMATION</b>	<b>2</b>
<b>4. INFORMATION ABOUT ASSETS</b>	<b>3</b>
<b>5. HISTORICAL INFORMATION ABOUT ASSETS</b>	<b>3</b>
<b>6. BALANCE OF FUND ACCOUNTS</b>	<b>3</b>
<b>7. DISTRIBUTION BY OUTSTANDING NOMINAL AMOUNT</b>	<b>4</b>
<b>8. DISTRIBUTION BY PURCHASE PRICE</b>	<b>5</b>
<b>9. DISTRIBUTION BY ORIGINAL TERM</b>	<b>6</b>

	pag.
<b>10. DISTRIBUTION BY REMAINING TERM</b>	<b>7</b>
<b>11. DISTRIBUTION BY SEASONING</b>	<b>8</b>
<b>12. DISTRIBUTION BY DIRECT DEBTOR INDUSTRY</b>	<b>9</b>
<b>13. DISTRIBUTION BY DIRECT DEBTOR GEDESCO SERVICES SPAIN, S.L. RATING</b>	<b>10</b>
<b>14. DISTRIBUTION BY INDIRECT DEBTOR GEDESCO SERVICES SPAIN, S.L. RATING</b>	<b>10</b>
<b>15. DISTRIBUTION BY ASSETS GEDESCO SERVICES SPAIN, S.L. RATING</b>	<b>10</b>
<b>16. DISTRIBUTION BY DAYS OVERDUE</b>	<b>11</b>
<b>17. CONCENTRATION BY DIRECT DEBTOR</b>	<b>12</b>
<b>18. CONCENTRATION BY INDIRECT DEBTOR</b>	<b>12</b>

## 1. POOLINFORMATION AT CUT OFF DATE

DEAL OVERVIEW	
Total Portfolio Financed	19.196.677,92 €
Total Outstanding Portfolio	2.886.075,61 €
Default	0,00 €
Outstanding balance issued <sup>1</sup>	4.500.000,00 €
Current LOI <sup>2</sup>	35.280.000,00 €
Compensation Received	0,00 €
LOI available	35.280.000,00 €
Coverage percentage on issued amount <sup>1</sup>	784,00%

<sup>1</sup> The coverage percentage of the issued outstanding balance may never be less than 100%.

<sup>2</sup> LOI (LIMIT OF INDEMNITY): maximum annual compensation by the Insurer.

## 2. GENERAL FUND INFORMATION

### Relevant Dates and Others

Date of Incorporation	15/12/2022
Final maturity date	15/12/2029
Legal maturity date	15/12/2031
Next payment date	10/10/2023
Payment date	On the 10th Business Day of each month, or any day that is an Ordinary Maturity Date of a Note, or any day on which the Early Redemption of the Notes occurs.
Amortization terms of promissory notes	Between 3 business days and 731 calendar days.
Securitized assets	Credit rights derived from the provision of financing and invoice discount services (factoring).

### Counterparties

Issuer	Linkfactor Trade Receivables EUR 1, F.T.
Assignor	Linkfactor Pymes S.L.
Main Collaborating Entity	LinkSecurities S.V., S.A.
Servicer	Gedesco Services Spain, S.L.
Registered Advisor / Management Company	Titulización de Activos, S.G.F.T., S.A.
Paying Agent and Account Bank	Banco Santander S.A.
Insurer	Euler Hermes France
Fund Auditor	Deloitte, S.L.
Rating Agency	EthiFinance Ratings

## 3. PROMISSORY NOTES INFORMATION

ISIN	Ordinary Maturity Date	Outstanding Principal	Unit Nominal	Number of promissory notes issued	Current Outstanding Principal	Days until the ordinary maturity date	Rating		Listing and Trading	
							Current Rating	Rating at Issue Date	MARF	Vienna
ES0505699001	17/04/2023	1.400.000,00 €	100.000,00 €	14	0,00 €	0	A+	A+	Yes	No
ES0505699019	25/05/2023	1.700.000,00 €	100.000,00 €	17	0,00 €	0	A+	A+	Yes	No
ES0505699043	19/06/2023	600.000,00 €	100.000,00 €	6	0,00 €	0	A+	A+	Yes	No
ES0505699027	28/07/2023	2.200.000,00 €	100.000,00 €	22	0,00 €	0	A+	A+	Yes	No
ES0505699050	18/09/2023	2.700.000,00 €	100.000,00 €	27	0,00 €	0	A+	A+	Yes	No
ES0505699035	10/11/2023	700.000,00 €	100.000,00 €	7	700.000,00 €	41	A+	A+	Yes	No
ES0505699068	26/01/2024	100.000,00 €	100.000,00 €	1	100.000,00 €	118	A+	A+	Yes	No
ES0505699076	24/04/2024	200.000,00 €	100.000,00 €	2	200.000,00 €	207	A+	A+	Yes	No
ES0505699084	10/05/2024	300.000,00 €	100.000,00 €	3	300.000,00 €	223	A+	A+	Yes	No
ES0505699092	19/12/2023	3.000.000,00 €	100.000,00 €	30	3.000.000,00 €	80	A+	A+	Yes	No
ES0505699100	18/03/2024	200.000,00 €	100.000,00 €	2	200.000,00 €	170	A+	A+	Yes	No
<b>Total Issued</b>		<b>13.100.000,00 €</b>			<b>4.500.000,00 €</b>					

## 4. INFORMATION ABOUT ASSETS

Reporting period	September
Credit Rights collection period	01/09/2023 - 30/09/2023

Balances	Number of Credit Rights	Original Purchase Price	Original Nominal	Percentage of Balance (%)
Balance as of the beginning of the period	339	1.415.597,63 €	1.599.495,82 €	88,50%
Collections during the reporting period	290	1.184.326,52 €	1.337.577,26 €	88,54%
Overdue Credit Rights during the reporting period	0	0,00 €	0,00 €	0,00%
Purchase of Additional Credit Rights during the reporting period	404	2.326.743,50 €	2.624.157,05 €	88,67%
Balance as of the end of the period	453	2.558.014,61 €	2.886.075,61 €	88,63%

## 5. HISTORICAL INFORMATION ABOUT ASSETS

Month of Reporting	Number of Credit Rights	Original Purchase Price	Original Nominal	Percentage of Balance (%)
diciembre-22	9	876.029,68 €	998.069,68 €	87,77%
enero-23	0	0,00 €	0,00 €	0,00%
febrero-23	377	3.719.334,82 €	4.177.327,13 €	89,04%
marzo-23	423	4.644.337,47 €	5.225.823,70 €	88,87%
abril-23	668	5.593.642,18 €	6.295.202,24 €	88,86%
mayo-23	684	3.502.001,96 €	3.947.477,60 €	88,71%
junio-23	1054	5.552.202,75 €	6.248.977,80 €	88,85%
julio-23	604	3.597.964,11 €	4.057.584,69 €	88,67%
agosto-23	339	1.415.597,63 €	1.599.495,82 €	88,50%
septiembre-23	453	2.558.014,61 €	2.886.075,61 €	88,63%
octubre-23	---	---	---	---
noviembre-23	---	---	---	---

## 6. BALANCE OF FUND ACCOUNTS

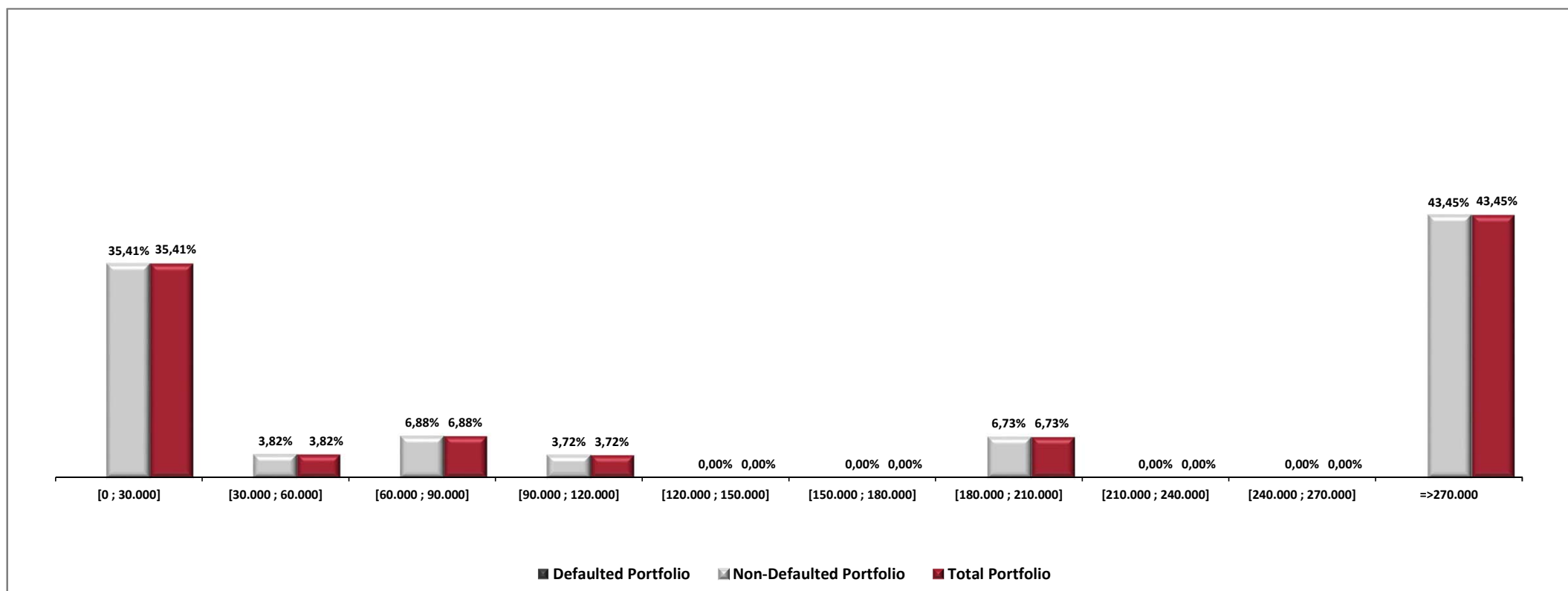
	Balance at 30/09/2023	Account Bank
Treasury Account	159.403,32 €	Banco Santander, S.A.
Purchase Account	2.056.786,00 €	

Cut Off Date: 30/9/2023

7. DISTRIBUTION BY OUTSTANDING NOMINAL AMOUNT

	OUTSTANDING AMOUNT IN EUROS			PERCENTAGE OF OUTSTANDING AMOUNT			NUMBER OF CREDIT RIGHTS			NUMBER OF DEBTORS		
	Total Portfolio	Non-Defaulted Portfolio	Defaulted Portfolio	Total Portfolio	Non-Defaulted Portfolio	Defaulted Portfolio	Total Portfolio	Non-Defaulted Portfolio	Defaulted Portfolio	Total Portfolio	Non-Defaulted Portfolio	Defaulted Portfolio
[0 ; 30.000]	1.021.889,93	1.021.889,93	0,00	35,41%	35,41%	0,00%	443	443	0	18	18	0
[30.000 ; 60.000]	110.184,03	110.184,03	0,00	3,82%	3,82%	0,00%	3	3	0	3	3	0
[60.000 ; 90.000]	198.610,38	198.610,38	0,00	6,88%	6,88%	0,00%	3	3	0	3	3	0
[90.000 ; 120.000]	107.224,15	107.224,15	0,00	3,72%	3,72%	0,00%	1	1	0	1	1	0
[120.000 ; 150.000]	0,00	0,00	0,00	0,00%	0,00%	0,00%	0	0	0	0	0	0
[150.000 ; 180.000]	0,00	0,00	0,00	0,00%	0,00%	0,00%	0	0	0	0	0	0
[180.000 ; 210.000]	194.139,16	194.139,16	0,00	6,73%	6,73%	0,00%	1	1	0	1	1	0
[210.000 ; 240.000]	0,00	0,00	0,00	0,00%	0,00%	0,00%	0	0	0	0	0	0
[240.000 ; 270.000]	0,00	0,00	0,00	0,00%	0,00%	0,00%	0	0	0	0	0	0
=>270.000	1.254.027,96	1.254.027,96	0,00	43,45%	43,45%	0,00%	2	2	0	2	2	0
<b>Total</b>	<b>2.886.075,61</b>	<b>2.886.075,61</b>	<b>0,00</b>	<b>100,00%</b>	<b>100,00%</b>	<b>0,00%</b>	<b>453</b>	<b>453</b>	<b>0</b>			

Min nominal amount	12,50
Max nominal amount	869.262,81
Average nominal amount	6.371,03

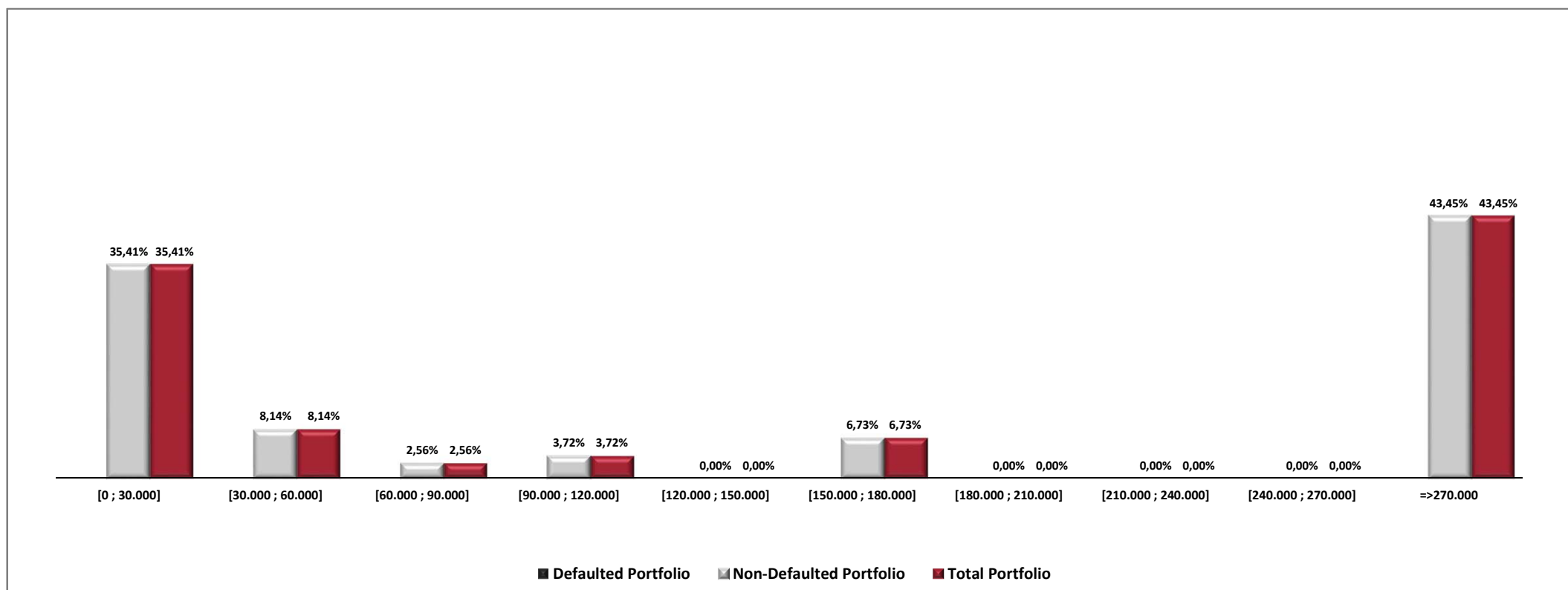


Cut Off Date: 30/9/2023

### 8. DISTRIBUTION BY PURCHASE PRICE

	OUTSTANDING AMOUNT IN EUROS			PERCENTAGE OF OUTSTANDING AMOUNT			NUMBER OF CREDIT RIGHTS			NUMBER OF DEBTORS		
	Total Portfolio	Non-Defaulted Portfolio	Defaulted Portfolio	Total Portfolio	Non-Defaulted Portfolio	Defaulted Portfolio	Total Portfolio	Non-Defaulted Portfolio	Defaulted Portfolio	Total Portfolio	Non-Defaulted Portfolio	Defaulted Portfolio
[0 ; 30.000]	1.021.889,93	1.021.889,93	0,00	35,41%	35,41%	0,00%	443	443	0	18	18	0
[30.000 ; 60.000]	235.012,54	235.012,54	0,00	8,14%	8,14%	0,00%	5	5	0	4	4	0
[60.000 ; 90.000]	73.781,87	73.781,87	0,00	2,56%	2,56%	0,00%	1	1	0	1	1	0
[90.000 ; 120.000]	107.224,15	107.224,15	0,00	3,72%	3,72%	0,00%	1	1	0	1	1	0
[120.000 ; 150.000]	0,00	0,00	0,00	0,00%	0,00%	0,00%	0	0	0	0	0	0
[150.000 ; 180.000]	194.139,16	194.139,16	0,00	6,73%	6,73%	0,00%	1	1	0	1	1	0
[180.000 ; 210.000]	0,00	0,00	0,00	0,00%	0,00%	0,00%	0	0	0	0	0	0
[210.000 ; 240.000]	0,00	0,00	0,00	0,00%	0,00%	0,00%	0	0	0	0	0	0
[240.000 ; 270.000]	0,00	0,00	0,00	0,00%	0,00%	0,00%	0	0	0	0	0	0
=>270.000	1.254.027,96	1.254.027,96	0,00	43,45%	43,45%	0,00%	2	2	0	2	2	0
<b>Total</b>	<b>2.886.075,61</b>	<b>2.886.075,61</b>	<b>0,00</b>	<b>100,00%</b>	<b>100,00%</b>	<b>0,00%</b>	<b>453</b>	<b>453</b>	<b>0</b>			

Min purchase price	11,00
Max purchase price	770.456,60
Average purchase price	5.646,83

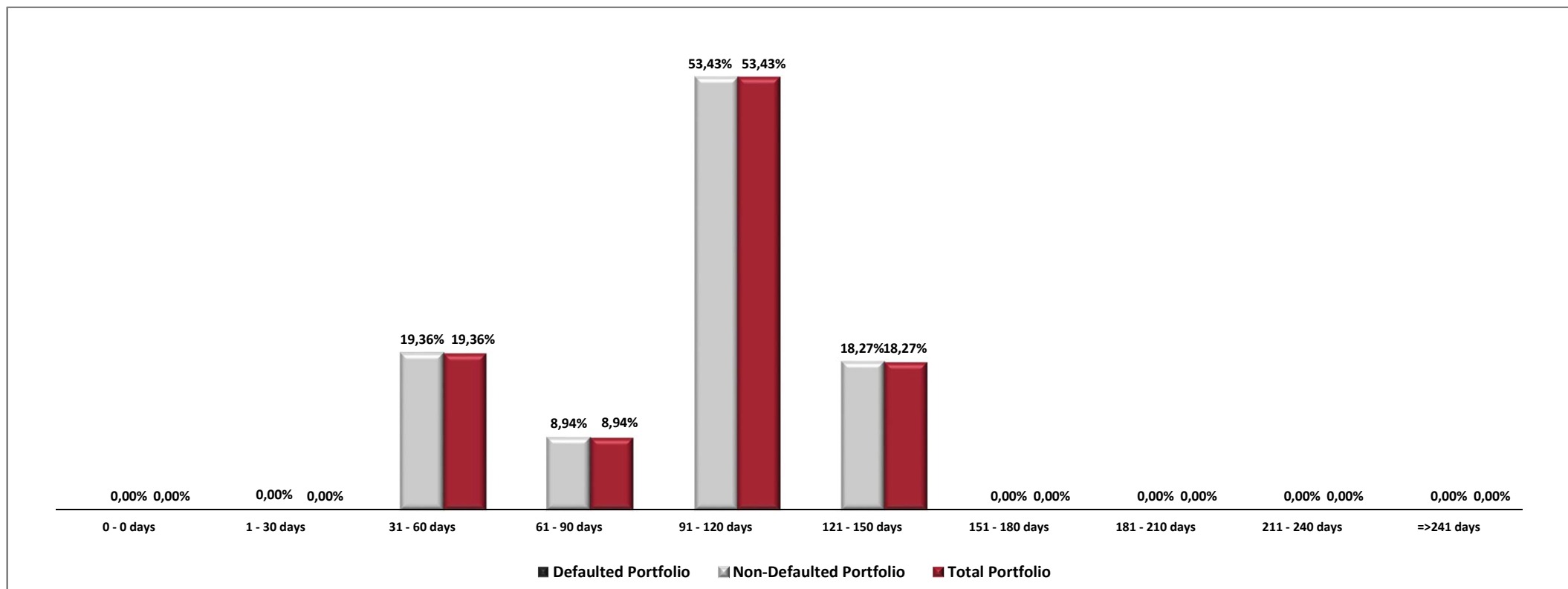


Cut Off Date: 30/9/2023

9. DISTRIBUTION BY ORIGINAL TERM

	OUTSTANDING AMOUNT IN EUROS			PERCENTAGE OF OUTSTANDING AMOUNT			NUMBER OF CREDIT RIGHTS			NUMBER OF DEBTORS		
	Total Portfolio	Non-Defaulted Portfolio	Defaulted Portfolio	Total Portfolio	Non-Defaulted Portfolio	Defaulted Portfolio	Total Portfolio	Non-Defaulted Portfolio	Defaulted Portfolio	Total Portfolio	Non-Defaulted Portfolio	Defaulted Portfolio
0 - 0 days	0,00	0,00	0,00	0,00%	0,00%	0,00%	0	0	0	0	0	0
1 - 30 days	0,00	0,00	0,00	0,00%	0,00%	0,00%	0	0	0	0	0	0
31 - 60 days	558.739,96	558.739,96	0,00	19,36%	19,36%	0,00%	127	127	0	6	6	0
61 - 90 days	258.060,38	258.060,38	0,00	8,94%	8,94%	0,00%	18	18	0	10	10	0
91 - 120 days	1.542.029,89	1.542.029,89	0,00	53,43%	53,43%	0,00%	294	294	0	10	10	0
121 - 150 days	527.245,38	527.245,38	0,00	18,27%	18,27%	0,00%	14	14	0	5	5	0
151 - 180 days	0,00	0,00	0,00	0,00%	0,00%	0,00%	0	0	0	0	0	0
181 - 210 days	0,00	0,00	0,00	0,00%	0,00%	0,00%	0	0	0	0	0	0
211 - 240 days	0,00	0,00	0,00	0,00%	0,00%	0,00%	0	0	0	0	0	0
=>241 days	0,00	0,00	0,00	0,00%	0,00%	0,00%	0	0	0	0	0	0
<b>Total</b>	<b>2.886.075,61</b>	<b>2.886.075,61</b>	<b>0,00</b>	<b>100,00%</b>	<b>100,00%</b>	<b>0,00%</b>	<b>453</b>	<b>453</b>	<b>0</b>	<b>0</b>	<b>0</b>	<b>0</b>

Min original maturity	42 days
Max original maturity	148 days
Average original maturity	91 days



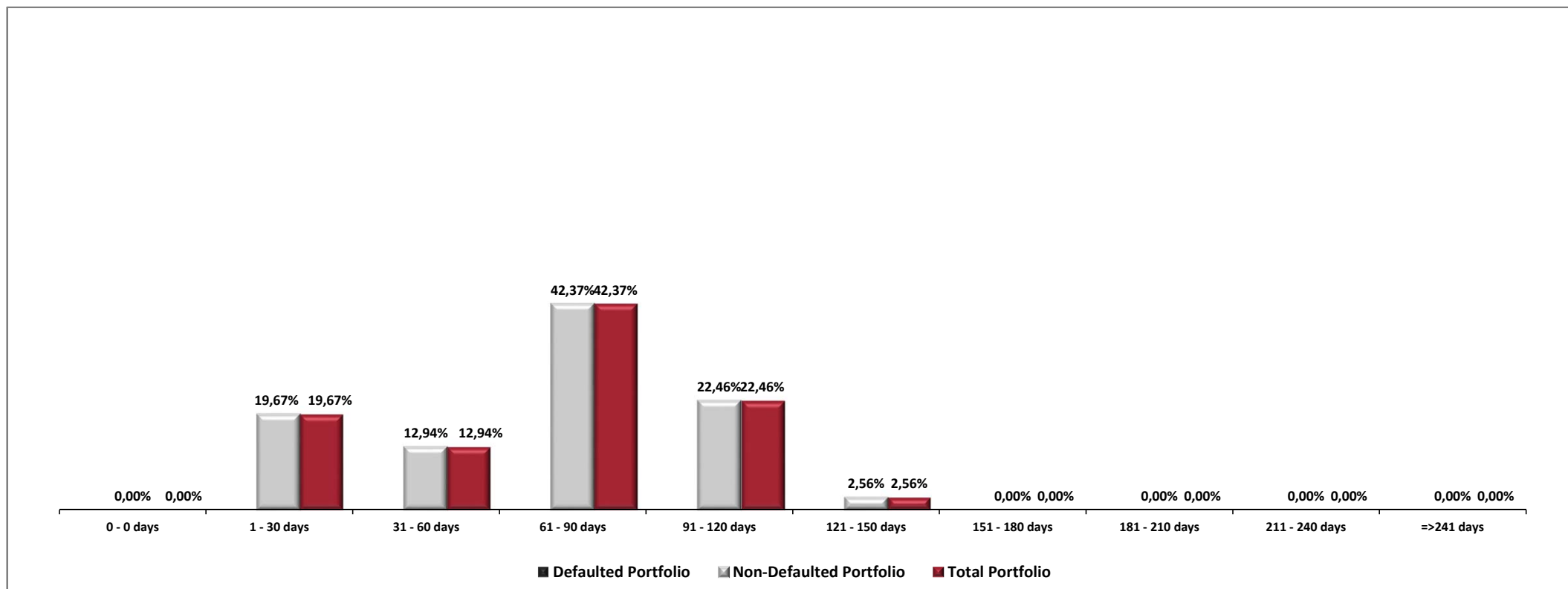


Cut Off Date: 30/9/2023

10. DISTRIBUTION BY REMAINING TERM

	OUTSTANDING AMOUNT IN EUROS			PERCENTAGE OF OUTSTANDING AMOUNT			NUMBER OF CREDIT RIGHTS			NUMBER OF DEBTORS		
	Total Portfolio	Non-Defaulted Portfolio	Defaulted Portfolio	Total Portfolio	Non-Defaulted Portfolio	Defaulted Portfolio	Total Portfolio	Non-Defaulted Portfolio	Defaulted Portfolio	Total Portfolio	Non-Defaulted Portfolio	Defaulted Portfolio
0 - 0 days	0,00	0,00	0,00	0,00%	0,00%	0,00%	0	0	0	0	0	0
1 - 30 days	567.762,53	567.762,53	0,00	19,67%	19,67%	0,00%	91	91	0	10	10	0
31 - 60 days	373.517,33	373.517,33	0,00	12,94%	12,94%	0,00%	97	97	0	9	9	0
61 - 90 days	1.222.756,58	1.222.756,58	0,00	42,37%	42,37%	0,00%	74	74	0	9	9	0
91 - 120 days	648.257,30	648.257,30	0,00	22,46%	22,46%	0,00%	190	190	0	7	7	0
121 - 150 days	73.781,87	73.781,87	0,00	2,56%	2,56%	0,00%	1	1	0	1	1	0
151 - 180 days	0,00	0,00	0,00	0,00%	0,00%	0,00%	0	0	0	0	0	0
181 - 210 days	0,00	0,00	0,00	0,00%	0,00%	0,00%	0	0	0	0	0	0
211 - 240 days	0,00	0,00	0,00	0,00%	0,00%	0,00%	0	0	0	0	0	0
=>241 days	0,00	0,00	0,00	0,00%	0,00%	0,00%	0	0	0	0	0	0
<b>Total</b>	<b>2.886.075,61</b>	<b>2.886.075,61</b>	<b>0,00</b>	<b>100,00%</b>	<b>100,00%</b>	<b>0,00%</b>	<b>453</b>	<b>453</b>	<b>0</b>	<b>0</b>	<b>0</b>	<b>0</b>

Min remaining term	1 days
Max remaining term	122 days
Average remaining term	64 days

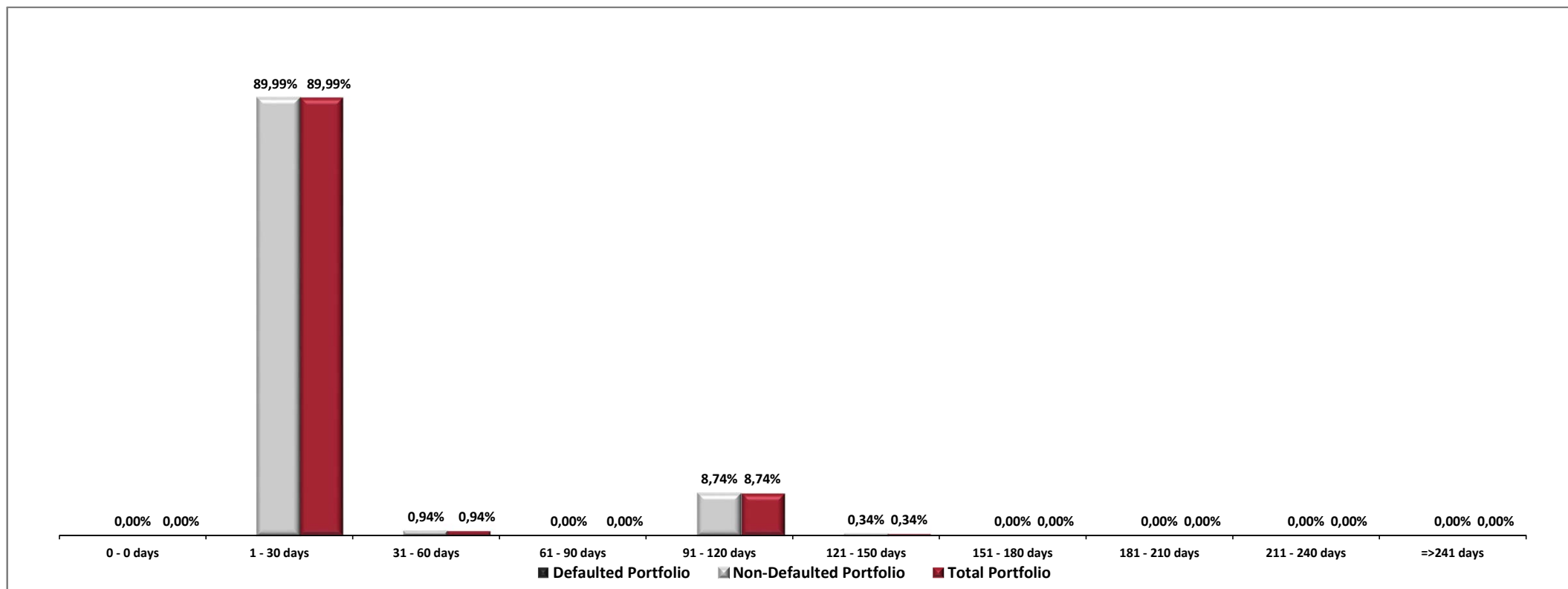


Cut Off Date: 30/9/2023

### 11. DISTRIBUTION BY SEASONING

	OUTSTANDING AMOUNT IN EUROS			PERCENTAGE OF OUTSTANDING AMOUNT			NUMBER OF CREDIT RIGHTS			NUMBER OF DEBTORS		
	Total Portfolio	Non-Defaulted Portfolio	Defaulted Portfolio	Total Portfolio	Non-Defaulted Portfolio	Defaulted Portfolio	Total Portfolio	Non-Defaulted Portfolio	Defaulted Portfolio	Total Portfolio	Non-Defaulted Portfolio	Defaulted Portfolio
0 - 0 days	0,00	0,00	0,00	0,00%	0,00%	0,00%	0	0	0	0	0	0
1 - 30 days	2.597.050,06	2.597.050,06	0,00	89,99%	89,99%	0,00%	379	379	0	22	22	0
31 - 60 days	27.106,99	27.106,99	0,00	0,94%	0,94%	0,00%	25	25	0	3	3	0
61 - 90 days	0,00	0,00	0,00	0,00%	0,00%	0,00%	0	0	0	0	0	0
91 - 120 days	252.204,20	252.204,20	0,00	8,74%	8,74%	0,00%	48	48	0	6	6	0
121 - 150 days	9.714,36	9.714,36	0,00	0,34%	0,34%	0,00%	1	1	0	1	1	0
151 - 180 days	0,00	0,00	0,00	0,00%	0,00%	0,00%	0	0	0	0	0	0
181 - 210 days	0,00	0,00	0,00	0,00%	0,00%	0,00%	0	0	0	0	0	0
211 - 240 days	0,00	0,00	0,00	0,00%	0,00%	0,00%	0	0	0	0	0	0
=>241 days	0,00	0,00	0,00	0,00%	0,00%	0,00%	0	0	0	0	0	0
<b>Total</b>	<b>2.886.075,61</b>	<b>2.886.075,61</b>	<b>0,00</b>	<b>100,00%</b>	<b>100,00%</b>	<b>0,00%</b>	<b>453</b>	<b>453</b>	<b>0</b>	<b>0</b>	<b>0</b>	<b>0</b>

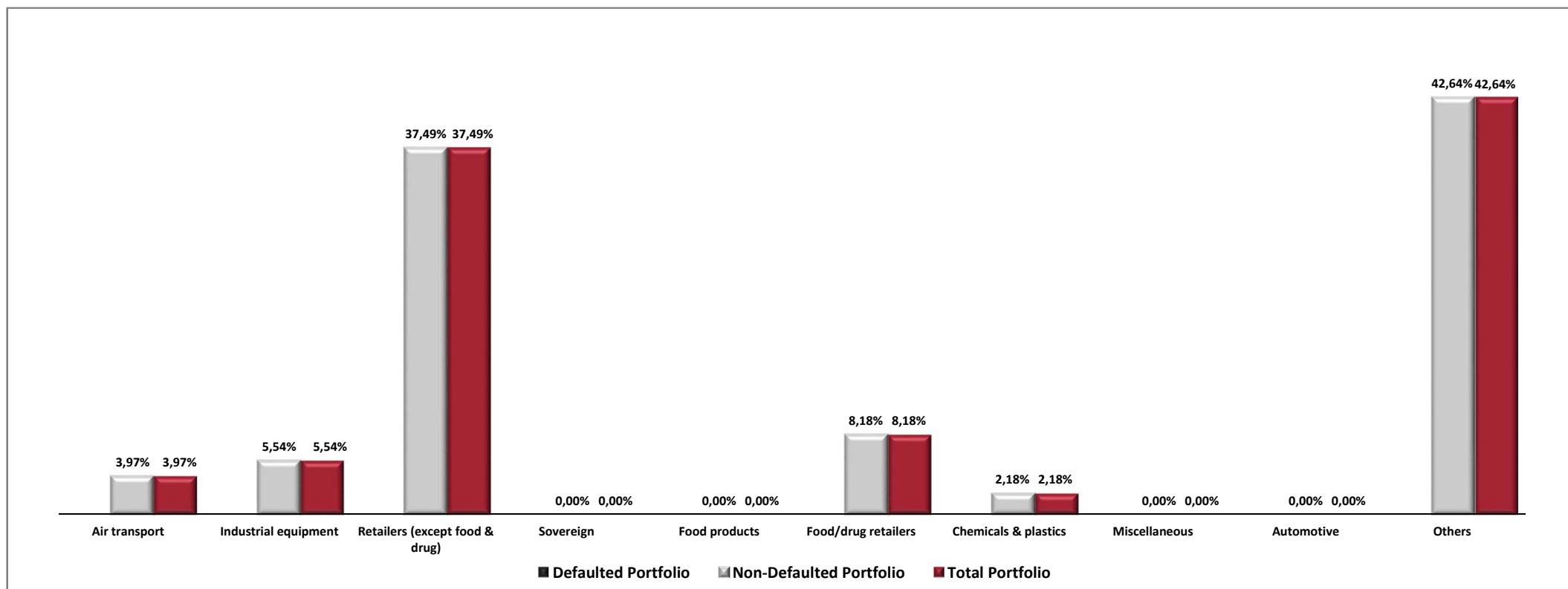
Min seasoning	5 days
Max seasoning	128 days
Average seasoning	27 days



Cut Off Date: 30/9/2023

12. DISTRIBUTION BY DIRECT DEBTOR INDUSTRY

	OUTSTANDING AMOUNT IN EUROS			PERCENTAGE OF OUTSTANDING AMOUNT			NUMBER OF CREDIT RIGHTS			NUMBER OF DEBTORS		
	Total Portfolio	Non-Defaulted Portfolio	Defaulted Portfolio	Total Portfolio	Non-Defaulted Portfolio	Defaulted Portfolio	Total Portfolio	Non-Defaulted Portfolio	Defaulted Portfolio	Total Portfolio	Non-Defaulted Portfolio	Defaulted Portfolio
Air transport	114.484,15	114.484,15	0,00	3,97%	3,97%	0,00%	4	4	0	2	2	0
Industrial equipment	159.848,04	159.848,04	0,00	5,54%	5,54%	0,00%	7	7	0	4	4	0
Retailers (except food & drug)	1.082.002,73	1.082.002,73	0,00	37,49%	37,49%	0,00%	279	279	0	2	2	0
Sovereign	0,00	0,00	0,00	0,00%	0,00%	0,00%	0	0	0	0	0	0
Food products	0,00	0,00	0,00	0,00%	0,00%	0,00%	0	0	0	0	0	0
Food/drug retailers	236.122,18	236.122,18	0,00	8,18%	8,18%	0,00%	92	92	0	2	2	0
Chemicals & plastics	63.033,84	63.033,84	0,00	2,18%	2,18%	0,00%	3	3	0	2	2	0
Miscellaneous	0,00	0,00	0,00	0,00%	0,00%	0,00%	0	0	0	0	0	0
Automotive	0,00	0,00	0,00	0,00%	0,00%	0,00%	0	0	0	0	0	0
Others	1.230.584,67	1.230.584,67	0,00	42,64%	42,64%	0,00%	68	68	0	13	13	0
<b>Total</b>	<b>2.886.075,61</b>	<b>2.886.075,61</b>	<b>0,00</b>	<b>100,00%</b>	<b>100,00%</b>	<b>0,00%</b>	<b>453</b>	<b>453</b>	<b>0</b>	<b>25</b>	<b>25</b>	<b>0</b>



Cut Off Date: 30/9/2023

**13. DISTRIBUTION BY DIRECT DEBTOR GEDESCO SERVICES SPAIN, S.L. RATING**

	OUTSTANDING AMOUNT IN EUROS			PERCENTAGE OF OUTSTANDING AMOUNT			NUMBER OF CREDIT RIGHTS			NUMBER OF DEBTORS		
	Total Portfolio	Non-Defaulted Portfolio	Defaulted Portfolio	Total Portfolio	Non-Defaulted Portfolio	Defaulted Portfolio	Total Portfolio	Non-Defaulted Portfolio	Defaulted Portfolio	Total Portfolio	Non-Defaulted Portfolio	Defaulted Portfolio
<b>A</b>	2.611.276,74	2.611.276,74	0,00	90,48%	90,48%	0,00%	396	396	0	17	17	0
<b>B</b>	154.090,36	154.090,36	0,00	5,34%	5,34%	0,00%	53	53	0	6	6	0
<b>C</b>	120.708,51	120.708,51	0,00	4,18%	4,18%	0,00%	4	4	0	2	2	0
<b>Total</b>	<b>2.886.075,61</b>	<b>2.886.075,61</b>	<b>0,00</b>	<b>100,00%</b>	<b>100,00%</b>	<b>0,00%</b>	<b>453</b>	<b>453</b>	<b>0</b>	<b>25</b>	<b>25</b>	<b>0</b>

**14. DISTRIBUTION BY INDIRECT DEBTOR GEDESCO SERVICES SPAIN, S.L. RATING**

	OUTSTANDING AMOUNT IN EUROS			PERCENTAGE OF OUTSTANDING AMOUNT			NUMBER OF CREDIT RIGHTS			NUMBER OF DEBTORS		
	Total Portfolio	Non-Defaulted Portfolio	Defaulted Portfolio	Total Portfolio	Non-Defaulted Portfolio	Defaulted Portfolio	Total Portfolio	Non-Defaulted Portfolio	Defaulted Portfolio	Total Portfolio	Non-Defaulted Portfolio	Defaulted Portfolio
<b>A</b>	755.679,39	755.679,39	0,00	26,18%	26,18%	0,00%	329	329	0	11	11	0
<b>B</b>	840.798,34	840.798,34	0,00	29,13%	29,13%	0,00%	76	76	0	7	7	0
<b>C</b>	1.289.597,88	1.289.597,88	0,00	44,68%	44,68%	0,00%	48	48	0	13	13	0
<b>Total</b>	<b>2.886.075,61</b>	<b>2.886.075,61</b>	<b>0,00</b>	<b>100,00%</b>	<b>100,00%</b>	<b>0,00%</b>	<b>453</b>	<b>453</b>	<b>0</b>	<b>31</b>	<b>31</b>	<b>0</b>

**15. DISTRIBUTION BY ASSETS GEDESCO SERVICES SPAIN, S.L. RATING**

	OUTSTANDING AMOUNT IN EUROS			PERCENTAGE OF OUTSTANDING AMOUNT			NUMBER OF CREDIT RIGHTS			NUMBER OF DEBTORS		
	Total Portfolio	Non-Defaulted Portfolio	Defaulted Portfolio	Total Portfolio	Non-Defaulted Portfolio	Defaulted Portfolio	Total Portfolio	Non-Defaulted Portfolio	Defaulted Portfolio	Total Portfolio	Non-Defaulted Portfolio	Defaulted Portfolio
<b>A</b>	2.747.703,33	2.747.703,33	0,00	95,21%	95,21%	0,00%	400	400	0	19	19	0
<b>B</b>	138.372,28	138.372,28	0,00	4,79%	4,79%	0,00%	53	53	0	6	6	0
<b>C</b>	0,00	0,00	0,00	0,00%	0,00%	0,00%	0	0	0	0	0	0
<b>Total</b>	<b>2.886.075,61</b>	<b>2.886.075,61</b>	<b>0,00</b>	<b>100,00%</b>	<b>100,00%</b>	<b>0,00%</b>	<b>453</b>	<b>453</b>	<b>0</b>	<b>25</b>	<b>25</b>	<b>0</b>

## 16. DISTRIBUTION BY DAYS OVERDUE

	OUTSTANDING AMOUNT IN EUROS	PERCENTAGE OF OUTSTANDING AMOUNT	NUMBER OF CREDIT RIGHTS
Not overdue	2.886.075,61	100,00%	453
1 - 30 days	0,00	0,00%	0
30 - 60 days	0,00	0,00%	0
60 - 90 days	0,00	0,00%	0
90 - 120 days	0,00	0,00%	0
120 - 150 days	0,00	0,00%	0
150 - 180 days	0,00	0,00%	0
180 - 210 days	0,00	0,00%	0
210 - 240 days	0,00	0,00%	0
=>240 days	0,00	0,00%	0
<b>Total</b>	<b>2.886.075,61</b>	<b>100,00%</b>	<b>453</b>

<b>Min overdue</b>	0 days
<b>Max overdue</b>	0 days
<b>Average overdue</b>	0 days

## 17. CONCENTRATION BY DIRECT DEBTOR

	OUTSTANDING AMOUNT IN EUROS	PERCENTAGE OVER LOI	NUMBER OF CREDIT RIGHTS
Top 1	869.262,81	2,46%	1
Top 2	825.715,03	2,34%	277
Top 3	256.287,70	0,73%	2
Top 4	233.581,18	0,66%	91
Top 5	107.224,15	0,30%	1
Top 6	101.279,79	0,29%	2
Top 7	73.781,87	0,21%	1
Top 8	57.366,10	0,16%	7
Top 9	42.013,50	0,12%	8
Top 10	41.844,66	0,12%	38
Others	277.718,82	0,79%	25
<b>Total</b>	<b>2.886.075,61</b>	<b>8,18%</b>	<b>453</b>

## 18. CONCENTRATION BY INDIRECT DEBTOR

	OUTSTANDING AMOUNT IN EUROS	PERCENTAGE OVER LOI	NUMBER OF CREDIT RIGHTS
Top 1	869.262,81	2,46%	1
Top 2	384.765,15	1,09%	1
Top 3	256.287,70	0,73%	2
Top 4	206.419,16	0,59%	82
Top 5	145.660,98	0,41%	25
Top 6	111.876,60	0,32%	30
Top 7	107.224,15	0,30%	1
Top 8	105.272,52	0,30%	3
Top 9	78.019,04	0,22%	144
Top 10	73.781,87	0,21%	1
Others	547.505,63	1,55%	163
<b>Total</b>	<b>2.886.075,61</b>	<b>8,18%</b>	<b>453</b>