

**Informe sobre la Calidad de Ejecución
(Best Execution)**

Ejercicio 2022

LINK SECURITIES SV, S.A.

INDICE

- 1- Introducción
- 2- Información sobre los cinco principales centros de negociación en términos de volumen a los que LINK SECURITIES SV, S.A. ha transmitido ordenes para su ejecución
 - 2.1 – Tabla I,II, III – Clientes Minoristas Acciones
 - 2.2 – Tabla IV,V,VI – Clientes Profesionales Acciones
 - 2.3 – Tabla VII – Clientes Minoristas ETF's
 - 2.4 – Tabla VIII – Clientes profesionales ETF's
 - 2.5 – Tabla IX – Clientes Minoristas Derechos de Suscripción
 - 2.6 – Tabla X - Clientes Profesionales Derechos de Suscripción
 - Productos Derivados
 - 2.7 – Tabla XI – Clientes Minoristas Productos derivados
- 3- Análisis y conclusiones sobre la calidad de ejecución.
 - 3.1 – Importancia relativa que se confiere a los precios, los costes, la rapidez, pluralidad de la ejecución y otros factores cualitativos para evaluar la calidad de la ejecución.
 - 3.2 – Vínculos, conflictos de interés y participaciones comunes
 - 3.3 – Acuerdos específicos con los centros de ejecución en relación con los pagos efectuados o recibidos, descuentos, reducciones o beneficios no monetarios
 - 3.4 – Factores que modifican la lista de centros de ejecución
 - 3.5 – Explicación de cómo la ejecución difiere en función de la categorización del cliente cuando se trata las categorías de clientes de forma diferente y ello afecta a las modalidades de ejecución
 - 3.6 – Otros criterios de selección preferentes sobre los criterios de precios y coste a la hora de ejecutar ordenes de clientes minoristas y de qué manera estos criterios han sido decisivos para conseguir el mejor resultado posible en términos de importe total para el cliente.
 - 3.7 – Explicación de la forma en la que LINK utiliza otros datos relativos a la calidad de ejecución, incluidos aquellos publicados conforme al Reglamento Delegado (UE) 2017/575
 - 3.8 – Explicación de la manera en que LINK ha utilizado información procedente de un proveedor de información consolidada de conformidad con el artículo 65 de la Directiva 2014/65/UE.

1- Introducción.

El presente documento se elabora con el objetivo de dar cumplimiento a la distinta normativa MIFID/MIFIR que regula los mercados de valores, y más en concreto, para dar cumplimiento al contenido de lo establecido en el Reglamento Delegado (UE) 2017/576 de la Comisión Europea de fecha 8 de junio de 2016 por el que se complementa la Directiva 2014/65/CE del Parlamento Europeo y del Consejo. Esta normativa que tiene por objetivo la protección de los intereses del cliente y la transparencia de los mercados, obliga a publicar con carácter anual a las Empresas de Servicios de Inversión, la identidad de los cinco principales centros de ejecución en términos de volumen de negociación a través de los que han ejecutado ordenes de clientes. Esta información se debe presentar, conforme a lo establecido por la norma RTS 28, en función de cada categoría de cliente y de cada categoría de instrumento financiero. De igual manera establece que cada entidad elabore un resumen del análisis y conclusiones del seguimiento de la calidad de ejecución obtenida de los centros de ejecución seleccionados.

A los efectos de este informe LINK no ha ejecutado operaciones relativas a financiación de valores.

2- Información sobre los cinco principales centros de negociación en términos de volumen a los que LINK SECURITIES SV, S.A. ha transmitido ordenes para su ejecución

A continuación y conforme a lo establecido en el artículo 3 y Anexos I y II del Reglamento Delegado (UE) 2017/576, se presenta la información sobre los cinco principales centros de negociación en términos de volumen a los que LINK SECURITIES SV, S.A. ha transmitido ordenes para su ejecución.

Conforme a lo establecido en la RTS28 y para una mejor comprensión de las tablas se indica

Bandas de liquidez 5/6 – A partir de 2000 operaciones día

Bandas de liquidez 5/6 – de 80 a 1999 operaciones día

Bandas de liquidez 5/6 – Menos de 80 operaciones día

2.1 – Tablas I, II y III – Clientes Minoristas – Acciones

CLIENTES MINORISTAS - CENTROS DE EJECUCION PARA PRODUCTOS COTIZADOS EN MERCADOS DE CONTADO (ACCIONES, RENTA FIJA) POR BANDAS DE LIQUIDEZ

TABLA I - CLIENTES MINORISTAS

Banda de Liquidez	Bandas de Liquidez de variación mínima de 5 y 6				
Indicar si en el año anterior se ejecutó, por término medio, < 1 orden por día					NO
Cinco principales centros de ejecución clasificados por volumen de negociación (orden decreciente)	Proporción del volumen negociado en el total de esta categoría (%)	Proporción de las órdenes ejecutadas en el total de esta categoría (%)	Porcentaje de órdenes pasivas	Porcentaje de órdenes agresivas	Porcentaje de órdenes dirigidas
XMAD - BME - Bolsa de Madrid	64,26%	81,90%	50,52%	49,48%	-
EXANE Ltd (Grupo BNP PARIBAS) LEI 213800SH9MTNZQJKP526	35,74%	18,10%	100,00%	-	-

TABLA II - CLIENTES MINORISTAS

Banda de Liquidez	Bandas de Liquidez de variación mínima de 3 y 4				
Indicar si en el año anterior se ejecutó, por término medio, < 1 orden por día					NO
Cinco principales centros de ejecución clasificados por volumen de negociación (orden decreciente)	Proporción del volumen negociado en el total de esta categoría (%)	Proporción de las órdenes ejecutadas en el total de esta categoría (%)	Porcentaje de órdenes pasivas	Porcentaje de órdenes agresivas	Porcentaje de órdenes dirigidas
XMAD - BME - Bolsa de Madrid	92,54%	97,63%	49,60%	50,40%	-
EXANE Ltd (Grupo BNP PARIBAS) LEI 213800SH9MTNZQJKP526	7,46%	2,37%	100,00%	-	-

TABLA III - CLIENTES MINORISTAS

Banda de Liquidez	Bandas de Liquidez de variación mínima de 1 y 2				
Indicar si en el año anterior se ejecutó, por término medio, < 1 orden por día					NO
Cinco principales centros de ejecución clasificados por volumen de negociación (orden decreciente)	Proporción del volumen negociado en el total de esta categoría (%)	Proporción de las órdenes ejecutadas en el total de esta categoría (%)	Porcentaje de órdenes pasivas	Porcentaje de órdenes agresivas	Porcentaje de órdenes dirigidas
XMAD - BME - Bolsa de Madrid	35,12%	88,27%	70,37%	29,63%	-
EXANE Ltd (Grupo BNP PARIBAS) LEI 213800SH9MTNZQJKP526	64,88%	11,73%	100,00%	-	-

2.2 – Tablas IV, V y VI – Clientes Profesionales Acciones

CLIENTES PROFESIONALES- CENTROS DE EJECUCION PARA PRODUCTOS COTIZADOS EN MERCADOS DE CONTADO (ACCIONES, RENTA FIJA) POR BANDAS DE LIQUIDEZ

TABLA IV - CLIENTES PROFESIONALES

Banda de Liquidez	Bandas de Liquidez de variación mínima de 5 y 6				
Indicar si en el año anterior se ejecutó, por término medio, < 1 orden por día					NO
Cinco principales centros de ejecución clasificados por volumen de negociación (orden decreciente)	Proporción del volumen negociado en el total de esta categoría (%)	Proporción de las órdenes ejecutadas en el total de esta categoría (%)	Porcentaje de órdenes pasivas	Porcentaje de órdenes agresivas	Porcentaje de órdenes dirigidas
XMAD - BME - Bolsa de Madrid	88,81%	96,45%	40,31%	59,69%	-
EXANE Ltd (Grupo BNP PARIBAS) LEI 213800SH9MTNZQJKP526	11,19%	3,55%	100,00%	-	-

TABLA V - CLIENTES PROFESIONALES					
Banda de Liquidez	Bandas de Liquidez de variación mínima de 3 y 4				
Indicar si en el año anterior se ejecutó, por término medio, < 1 orden por día					NO
Cinco principales centros de ejecución clasificados por volumen de negociación (orden decreciente)	Proporción del volumen negociado en el total de esta categoría (%)	Proporción de las órdenes ejecutadas en el total de esta categoría (%)	Porcentaje de órdenes pasivas	Porcentaje de órdenes agresivas	Porcentaje de órdenes dirigidas
XMAD - BME - Bolsa de Madrid	97,61%	99,44%	38,06%	61,94%	-
EXANE Ltd (Grupo BNP PARIBAS) LEI 213800SH9MTNZQJKP526	2,39%	0,56%	100,00%	-	-

TABLA VI - CLIENTES PROFESIONALES					
Banda de Liquidez	Bandas de Liquidez de variación mínima de 1 y 2				
Indicar si en el año anterior se ejecutó, por término medio, < 1 orden por día					NO
Cinco principales centros de ejecución clasificados por volumen de negociación (orden decreciente)	Proporción del volumen negociado en el total de esta categoría (%)	Proporción de las órdenes ejecutadas en el total de esta categoría (%)	Porcentaje de órdenes pasivas	Porcentaje de órdenes agresivas	Porcentaje de órdenes dirigidas
XMAD - BME - Bolsa de Madrid	97,45%	99,11%	75,53%	24,47%	-
EXANE Ltd (Grupo BNP PARIBAS) LEI 213800SH9MTNZQJKP526	2,55%	0,89%	100,00%	-	-

2.3- Tabla VII. Clientes Minoristas ETF's

CLIENTES MINORISTAS - CENTROS DE EJECUCION PARA PRODUCTOS ETF's POR BANDAS DE LIQUIDEZ

TABLA VII - CLIENTES MINORISTAS					
Banda de Liquidez	Bandas de Liquidez de variación mínima de 1 y 2				
Indicar si en el año anterior se ejecutó, por término medio, < 1 orden por día					SI
Cinco principales centros de ejecución clasificados por volumen de negociación (orden decreciente)	Proporción del volumen negociado en el total de esta categoría (%)	Proporción de las órdenes ejecutadas en el total de esta categoría (%)	Porcentaje de órdenes pasivas	Porcentaje de órdenes agresivas	Porcentaje de órdenes dirigidas
XMAD - BME - Bolsa de Madrid	12,63%	24,81%	100,00%	-	-
EXANE Ltd (Grupo BNP PARIBAS) LEI 213800SH9MTNZQJKP526	87,37%	75,19%	100,00%	-	-

2.4- Tabla VIII. Clientes Profesionales ETF's

CLIENTES PROFESIONALES - CENTROS DE EJECUCION PARA PRODUCTOS ETF's POR BANDAS DE LIQUIDEZ

TABLA VIII - CLIENTES PROFESIONALES

Banda de Liquidez	Bandas de Liquidez de variación mínima de 1 y 2 (de 0 a 79 operaciones día)				
Indicar si en el año anterior se ejecutó, por término medio, < 1 orden por día					SI
Cinco principales centros de ejecución clasificados por volumen de negociación (orden decreciente)	Proporción del volumen negociado en el total de esta categoría (%)	Proporción de las órdenes ejecutadas en el total de esta categoría (%)	Porcentaje de órdenes pasivas	Porcentaje de órdenes agresivas	Porcentaje de órdenes dirigidas
XMAD - BME - Bolsa de Madrid	90,35%	97,53%	100,00%	0,00%	-
EXANE Ltd (Grupo BNP PARIBAS) LEI 213800SH9MTNZQJKP526	9,65%	2,47%	100,00%	0,00%	-

2.5- Tabla IX – Clientes Minoristas Derechos de Suscripción

CLIENTES MINORISTAS - CENTROS DE EJECUCION PARA DERECHOS DE SUSCRIPCION POR BANDAS DE LIQUIDEZ

TABLA IX - CLIENTES MINORISTAS

Banda de Liquidez	Bandas de Liquidez de variación mínima de 5 y 6				
Indicar si en el año anterior se ejecutó, por término medio, < 1 orden por día					SI
Cinco principales centros de ejecución clasificados por volumen de negociación (orden decreciente)	Proporción del volumen negociado en el total de esta categoría (%)	Proporción de las órdenes ejecutadas en el total de esta categoría (%)	Porcentaje de órdenes pasivas	Porcentaje de órdenes agresivas	Porcentaje de órdenes dirigidas
XMAD - BME - Bolsa de Madrid	91,65%	96,29%	81,54%	18,46	-
EXANE Ltd (Grupo BNP PARIBAS) LEI 213800SH9MTNZQJKP526	8,35%	3,71%	100,00%	-	-

2.6- Tabla X – Clientes Profesionales Derechos de Suscripción

CLIENTES PROFESIONALES - CENTROS DE EJECUCION PARA DERECHOS DE SUSCRIPCION POR BANDAS DE LIQUIDEZ

TABLA X - CLIENTES PROFESIONALES

Banda de Liquidez	Bandas de Liquidez de variación mínima de 5 y 6				
Indicar si en el año anterior se ejecutó, por término medio, < 1 orden por día					SI
Cinco principales centros de ejecución clasificados por volumen de negociación (orden decreciente)	Proporción del volumen negociado en el total de esta categoría (%)	Proporción de las órdenes ejecutadas en el total de esta categoría (%)	Porcentaje de órdenes pasivas	Porcentaje de órdenes agresivas	Porcentaje de órdenes dirigidas
XMAD - BME - Bolsa de Madrid	100,00%	100,00%	75,66%	24,34%	-

2.7- Tabla XI – Clientes Minoristas Productos Derivados (incluye warrants)

CLIENTES MINORISTAS - CENTROS DE EJECUCION PARA DERIVADOS POR BANDAS DE LIQUIDEZ

TABLA XI - CLIENTES MINORISTAS

Banda de liquidez	Indicar si en el año anterior se ejecutó por término medio < 1 orden por día					NO
Cinco principales centros de ejecución clasificados por volumen de negociación (orden decreciente)	Proporción del volumen negociado en el total de esta categoría (%)	Proporción de las órdenes ejecutadas en el total de esta categoría (%)	Porcentaje de órdenes pasivas	Porcentaje de órdenes agresivas	Porcentaje de órdenes dirigidas	
XMAD - BME - Bolsa de Madrid	99,97%	99,99%	100,00%	-	-	
MEFF RV -	0,03%	0,01%	100,00%	-	-	

3- Análisis y conclusiones sobre la calidad de ejecución.

3.1 – Importancia relativa que se confiere a los precios, los costes, la rapidez, pluralidad de la ejecución y otros factores cualitativos para evaluar la calidad de la ejecución.

a- Mercados Nacionales de Contado y de Derivados

Para la consecución de la calidad sobre mejor ejecución Link establece en su política, unos criterios o factores de selección de centros de ejecución, discriminando por tipo de instrumento financiero y mercado. Una vez seleccionados los centros de ejecución, en función de la categorización del cliente y del instrumento financiero, se distribuye la orden a aquel centro de ejecución de los seleccionados, que cumplan específicamente con los criterios ponderados de selección. Así para los clientes minoristas se encaminará la orden al centro de ejecución de los seleccionados que mejor cumpla con el criterio de contraprestación total. Para los clientes profesionales, se atenderá a la mejor combinación de factores de selección ponderados de cada centro de ejecución en cada momento.

Para la selección como centro de ejecución de renta variable nacional, se ha tenido en cuenta la información suministrada conforme a la RTS 28, por Bolsas y Mercados Españoles, en la que se evalúan comparativamente con los principales MTF's, los siguientes factores

- Cuota de Mercado
- Spread
- Profundidad de Mercado
- Mejor Precio

La cuota de mercado (Market Share) se basa en el valor en libros del valor negociado durante la negociación continua. La cuota se calcula como la media de todos los valores del índice.

Los Spread miden la diferencia entre la oferta y la demanda de las mejores órdenes visibles en el libro. El resultado se promedia sobre los valores del índice y se basa en mediciones de los libros de órdenes cada 30 segundos. El valor del diferencial se expresa en puntos (0,01%).

La profundidad del mercado (Market Depth) mide la cantidad de liquidez visible (oferta y demanda) en el libro de órdenes dentro de 10 o 50 BPS del precio medio. El resultado se promedia sobre los valores del índice y se basa en mediciones de la cartera de ordenes cada 30 segundos. El resultado se expresa en miles de euros.

El % de mejor precio (Best Price) mide la frecuencia con la que cada centro de ejecución publica un mejor precio absoluto (no hay empates) para las acciones. El resultado se promedia entre los valores del índice y se basa en mediciones del libro de órdenes cada 5 segundos.

Conforme a estos factores BME es el mercado de mayor cuota, menor diferencial de precios, mayor liquidez y profundidad, y mejores precios, ofreciendo la mayor probabilidad de ejecución hasta el momento y por lo tanto el que mejor se adecúa a los factores de selección de centro de ejecución. (Anexo de BME – Análisis de los Valores del Ibex 35 y Mediana capitalización por centros de ejecución)

Dado que LINK es miembro de la Bolsa de Madrid y de Barcelona no requiere la selección de ningún intermediario, que posibilite el acceso a BME a sus clientes, siendo esta la opción mejor en términos de contraprestación total para clientes minoristas

De igual manera al haber seleccionado al mejor centro de ejecución conforme a los factores de selección de centros de ejecución y no seleccionar ningún otro MTF adicional, Link encamina las ordenes de los clientes profesionales para su ejecución en BME.

b- Mercados Internacionales de Contado y de derivados.

Para la ejecución de ordenes en mercados internacionales Link selecciona a aquellos otros centros de negociación o intermediarios que conforme a esos factores de selección provean de una solución de acceso global a mercados europeos y Americanos que sea la más adecuada en términos de contraprestación total y en términos solvencia y seguridad para el cliente, dentro del espacio económico europeo.

Así la ejecución de operaciones en mercados internacionales de contado se realiza a través de EXANE. (Grupo BNP Paribas, que ofrece además servicios de compensación, liquidación y custodia), tanto para clientes profesionales como para clientes minoristas.

3.2 – Vínculos, conflictos de interés y participaciones comunes

No existe ningún vínculo, participación común conflicto de interés entre LINK y los centros de negociación o Brokers seleccionados para cada categoría de cliente e instrumento financiero.

3.3 – Acuerdos específicos con los centros de ejecución en relación con los pagos efectuados o recibidos, descuentos, reducciones o beneficios no monetarios

No existe ningún acuerdo específico relativo a los pagos efectuados o recibidos, descuentos reducciones o beneficios no monetarios entre LINK y los centros de negociación o Brokers seleccionados para cada categoría de cliente e instrumento financiero (acciones y derivados).

3.4 – Explicación de cómo la ejecución difiere en función de la categorización del cliente cuando se trata las categorías de clientes de forma diferente y ello afecta a las modalidades de ejecución

La selección de Centros de negociación/Intermediarios es la misma para cada categoría de clientes. Al haber seleccionado LINK un único centro de negociación para la ejecución de las operaciones de contado nacionales, las operaciones de contado internacionales, y las operaciones de productos derivados nacionales e internacionales, la ejecución de las mismas no difiere en forma alguna en función de la categoría de cliente.

3.5 – Otros criterios de selección preferentes sobre los criterios de precios y coste a la hora de ejecutar ordenes de clientes minoristas y de qué manera estos criterios han sido decisivos para conseguir el mejor resultado posible en términos de importe total para el cliente.

En la ejecución de ordenes de clientes profesionales sobre productos de Renta Fija, se siguen estrictamente las ordenes recibidas del cliente buscando contrapartidas en el mercado.

3.7 – Explicación de la forma en la que LINK utiliza otros datos relativos a la calidad de ejecución, incluidos aquellos publicados conforme al Reglamento Delegado (UE) 2017/575

Para la selección de los centros de ejecución de instrumentos financieros de contado nacionales (Bolsa Española), se ha utilizado la información sobre mejor ejecución proporcionada por BME.

No se utiliza ningún sistema de redireccionamiento de ordenes en mercados nacionales de contado o derivados, ya que solo se ha elegido un único centro de ejecución. Tampoco se utiliza ningún sistema de redireccionamiento de ordenes para la ejecución de ordenes sobre Bolsa o derivados internacionales al ejecutarse las ordenes conforme a la Política de Mejor Ejecución de (Exane Ltd y Exane Derivatives Ltd (grupo BNP PARIBAS).

3.8 – Explicación de la manera en que LINK ha utilizado información procedente de un proveedor de información consolidada de conformidad con el artículo 65 de la Directiva 2014/65/UE.

No aplicable

CONCLUSIONES

Conforme a los factores de selección de centro de ejecución BME es el mercado que ofrece:

- mayor cuota de mercado para los valores del Ibex 35 y mediana capitalización,
- menor diferencial de precios entre oferta y demanda en puntos básicos,
- mayor profundidad de mercado, esto es mayor liquidez de las horquillas de posiciones.
- Mejores precios de oferta y demanda en las horquillas de precios;

por lo tanto, la elección de BME como Centro de ejecución, continúa siendo la mejor opción debido a la mayor probabilidad de ejecución hasta el momento, en las mejores condiciones de Precios, Spread y liquidez, de manera que es el centro de ejecución que mejor se adecúa a los factores de selección de LINK. (Anexo de BME – Análisis de los Valores del Ibex 35 y Mediana capitalización por centros de ejecución)

Conforme a la información suministrada por EXANE

A handwritten signature in black ink, consisting of a large, stylized 'C' followed by a series of loops and a horizontal line at the end.

ANEXO: INFORMES BATTLEMAP LIQUID METRIX

Informe sobre Mejor Ejecución de la Renta Variable Española" de FinReg360.

Según el estándar técnico 27 de MiFID II (RTS 27)

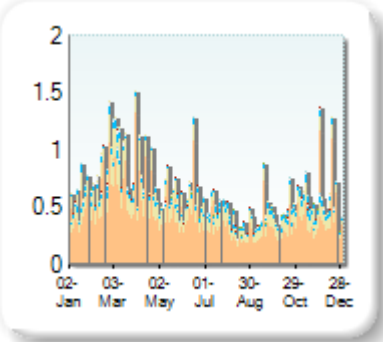
Fuente: BME/FINREG360

Enlace: https://www.bmerv.es/esp/Miembros/MIFID_II.aspx

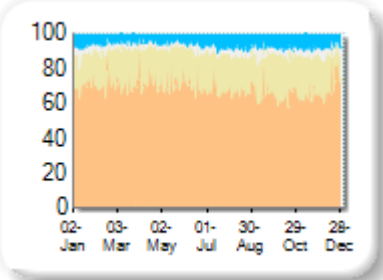
Market Share

Rank	Venue	Market Share	Change
1	XMAD	70.19%	+0.00
2	CEUX	20.10%	+0.00
3	AQEU	6.26%	+0.00
4	TQEX	3.18%	+0.00
5	BATE	0.14%	+0.00
6	CHIX	0.08%	+0.00
7	TRQX	0.04%	+0.00
8	AQXE	0.00%	+0.00

Volume Trend



Market Share Trend



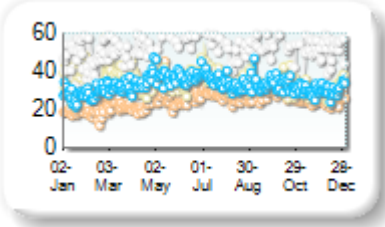
Market share is based on on-book value traded during continuous trading. The share is calculated by averaging over all stocks in the index. The current value shown is for last week and the change is relative to the previous week.

Spreads

At touch

Rank	Venue	Spread (bps)	Change
1	XMAD	24.78	+0.00
2	AQEU	32.68	+0.00
3	CEUX	34.46	+0.00
4	TQEX	58.18	+0.00
5	AQXE	226.58	+0.00
6	BATE	337.26	+0.00
7	CHIX	475.64	+0.00


Monthly Spread Trend



25k EUR deal

Rank	Venue	Spread (bps)	Change
1	XMAD	44.82	+0.00
2	TQEX	59.96	+0.00
3	AQEU	85.18	+0.00
4	CEUX	93.17	+0.00

Monthly Spread Trend



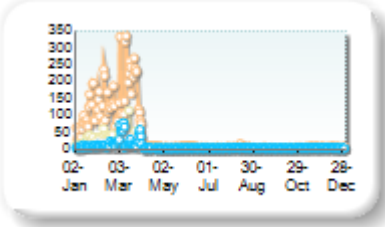
Spreads measure the bid to offer spread of the best visible orders in the book. The result is averaged over the stocks in the index and is based on measurements of the order books every 30 seconds. The value for the spread is quoted in basis points (0.01%).

Book Depths

10BPS Depth (top of book)

Rank	Venue	Depth (1K EUR)	Change
1	XMAD	39.0	+0.0
2	CEUX	9.2	+0.0
3	AQEU	5.8	+0.0
4	TQEX	3.3	+0.0
5	CHIX	1.3	+0.0
6	BATE	0.6	+0.0
7	AQXE	0.2	+0.0

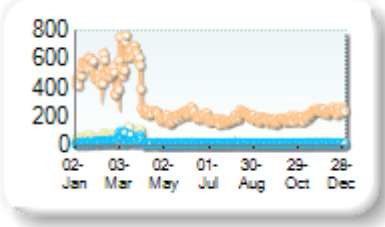
Monthly Depth Trend



50BPS Depth (deeper into book)

Rank	Venue	Depth (1K EUR)	Change
1	XMAD	286.1	+0.0
2	BATE	84.9	+0.0
3	CEUX	30.4	+0.0
4	AQEU	20.3	+0.0
5	TQEX	10.1	+0.0
6	CHIX	3.3	+0.0
7	AQXE	0.2	+0.0

Monthly Depth Trend



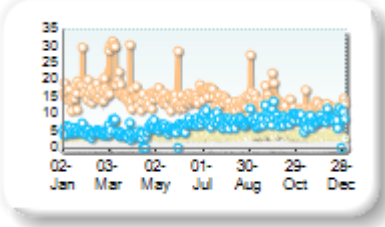
Market depth measures the amount of visible liquidity (bids and offers) in the order book within 10 or 50 BPS of mid price. The result is averaged over the stocks in the index and is based on measurements of the order book every 30 seconds. This is quoted in '000s of EUR.

Best Prices

At touch

Rank	Venue	Best Price (%)	Change
1	XMAD	14.55	+1.57
2	AQEU	6.74	-0.26
3	CEUX	3.18	-0.04
4	TQEX	0.19	+0.02
5	CHIX	0.01	0.00
6	BATE	0.01	+0.00
7	TRQX	0.00	+0.00
8	AQXE	0.00	+0.00

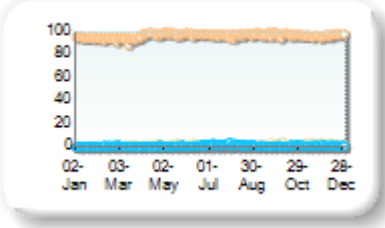
Best Prices Trend



25k EUR deal

Rank	Venue	Best Price (%)	Change
1	XMAD	96.35	+0.00
2	CEUX	1.38	+0.00
3	AQEU	0.91	+0.00
4	TQEX	0.03	+0.00
5	CHIX	0.00	+0.00
6	BATE	0.00	+0.00
7	TRQX	0.00	+0.00
8	AQXE	0.00	+0.00

Best Prices Trend

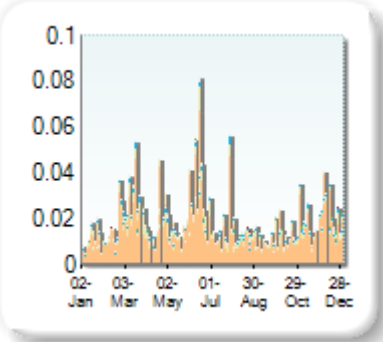


Best Price % measures how often each venue posts an absolute best price (no ties) for stocks. The result is averaged over the stocks in the index and is based on measurements of the order book every 5 seconds.

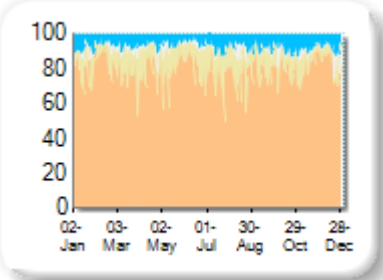
Market Share

Rank	Venue	Market Share	Change
1	XMAD	80.24%	+0.00
2	CEUX	11.67%	+0.00
3	AQEU	5.72%	+0.00
4	TQEX	2.25%	+0.00
5	BATE	0.11%	+0.00
6	CHIX	0.01%	+0.00
7	TRQX	0.01%	+0.00
8	AQXE	0.00%	+0.00

Volume Trend



Market Share Trend



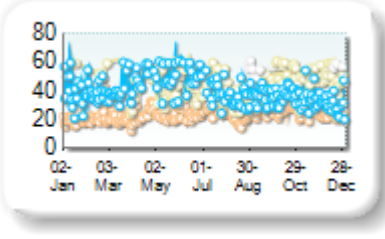
Market share is based on on-book value traded during continuous trading. The share is calculated by averaging over all stocks in the index. The current value shown is for last week and the change is relative to the previous week.

Spreads

At touch

Rank	Venue	Spread (bps)	Change
1	XMAD	23.63	+0.00
2	AQEU	41.58	+0.00
3	CEUX	65.90	+0.00
4	TQEX	85.73	+0.00

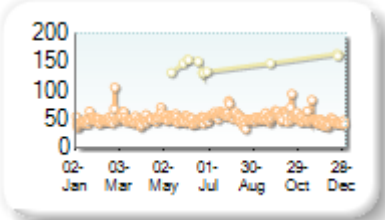
Monthly Spread Trend



25k EUR deal

Rank	Venue	Spread (bps)	Change
1	XMAD	51.17	+0.00
2	CEUX	188.35	+0.00

Monthly Spread Trend



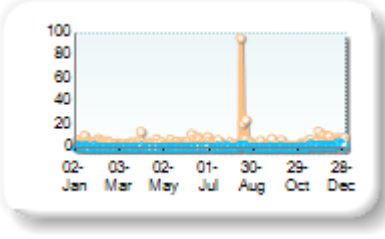
Spreads measure the bid to offer spread of the best visible orders in the book. The result is averaged over the stocks in the index and is based on measurements of the order books every 30 seconds. The value for the spread is quoted in basis points (0.01%).

Book Depths

10BPS Depth (top of book)

Rank	Venue	Depth (1K EUR)	Change
1	XMAD	4.5	+0.0
2	AQEU	0.8	+0.0
3	CEUX	0.3	+0.0
4	TQEX	0.1	+0.0

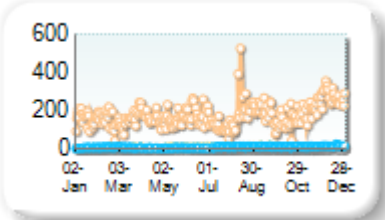
Monthly Depth Trend



50BPS Depth (deeper into book)

Rank	Venue	Depth (1K EUR)	Change
1	XMAD	176.9	+0.0
2	AQEU	9.4	+0.0
3	CEUX	7.7	+0.0
4	TQEX	3.1	+0.0
5	BATE	0.3	+0.0

Monthly Depth Trend



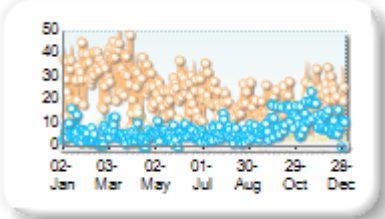
Market depth measures the amount of visible liquidity (bids and offers) in the order book within 10 or 50 BPS of mid price. The result is averaged over the stocks in the index and is based on measurements of the order book every 30 seconds. This is quoted in '000s of EUR.

Best Prices

At touch

Rank	Venue	Best Price (%)	Change
1	XMAD	22.25	+2.37
2	AQEU	7.01	-0.26
3	CEUX	3.27	-0.13
4	TQEX	0.12	+0.05
5	BATE	0.00	+0.00
6	CHIX	0.00	+0.00
7	TRQX	0.00	+0.00
8	AQXE	0.00	+0.00

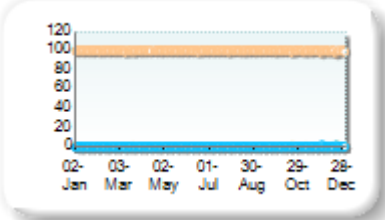
Best Prices Trend



25k EUR deal

Rank	Venue	Best Price (%)	Change
1	XMAD	99.88	+0.00
2	CEUX	0.04	+0.00
3	AQEU	0.03	+0.00
4	CHIX	0.00	+0.00
5	TRQX	0.00	+0.00
6	BATE	0.00	+0.00
7	AQXE	0.00	+0.00
8	TQEX	0.00	+0.00

Best Prices Trend

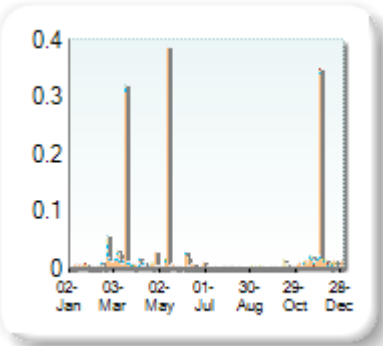


Best Price % measures how often each venue posts an absolute best price (no ties) for stocks. The result is averaged over the stocks in the index and is based on measurements of the order book every 5 seconds.

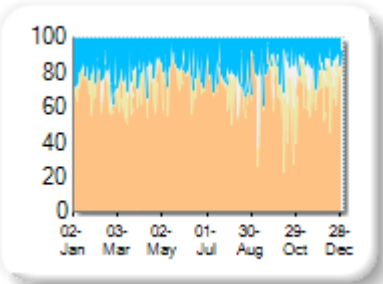
Market Share

Rank	Venue	Market Share	Change
1	XMAD	80.04%	+0.00
2	AQEU	9.78%	+0.00
3	CEUX	7.22%	+0.00
4	TQEX	2.87%	+0.00
5	BATE	0.06%	+0.00
6	CHIX	0.03%	+0.00
7	AQXE	0.01%	+0.00
8	TRQX	0.00%	+0.00

Volume Trend



Market Share Trend



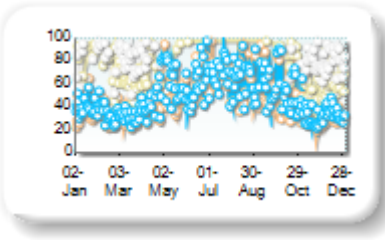
Market share is based on on-book value traded during continuous trading. The share is calculated by averaging over all stocks in the index. The current value shown is for last week and the change is relative to the previous week.

Spreads

At touch

Rank	Venue	Spread (bps)	Change
1	XMAD	49.17	+0.00
2	AQEU	51.60	+0.00
3	TQEX	123.97	+0.00
4	CEUX	131.92	+0.00

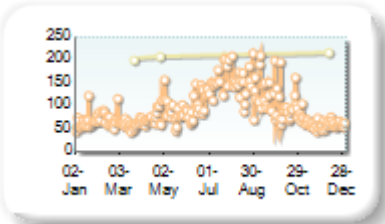
Monthly Spread Trend



25k EUR deal

Rank	Venue	Spread (bps)	Change
1	XMAD	95.63	+0.00
2	CEUX	295.04	+0.00

Monthly Spread Trend



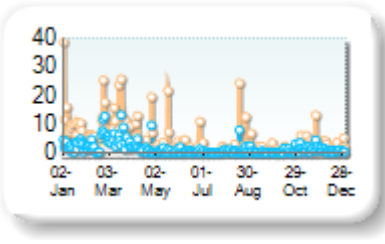
Spreads measure the bid to offer spread of the best visible orders in the book. The result is averaged over the stocks in the index and is based on measurements of the order books every 30 seconds. The value for the spread is quoted in basis points (0.01%).

Book Depths

10BPS Depth (top of book)

Rank	Venue	Depth (1K EUR)	Change
1	XMAD	3.8	+0.0
2	AQEU	1.7	+0.0
3	CEUX	0.3	+0.0
4	TQEX	0.1	+0.0

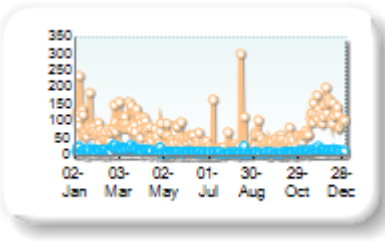
Monthly Depth Trend



50BPS Depth (deeper into book)

Rank	Venue	Depth (1K EUR)	Change
1	XMAD	66.3	+0.0
2	AQEU	11.6	+0.0
3	CEUX	3.9	+0.0
4	TQEX	2.1	+0.0

Monthly Depth Trend



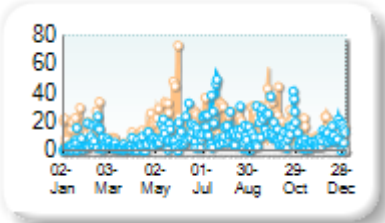
Market depth measures the amount of visible liquidity (bids and offers) in the order book within 10 or 50 BPS of mid price. The result is averaged over the stocks in the index and is based on measurements of the order book every 30 seconds. This is quoted in '000s of EUR.

Best Prices

At touch

Rank	Venue	Best Price (%)	Change
1	XMAD	13.33	+1.68
2	AQEU	9.31	+0.31
3	CEUX	0.43	0.00
4	TQEX	0.08	+0.02
5	CHIX	0.00	+0.00
6	TRQX	0.00	+0.00
7	BATE	0.00	+0.00
8	AQXE	0.00	+0.00

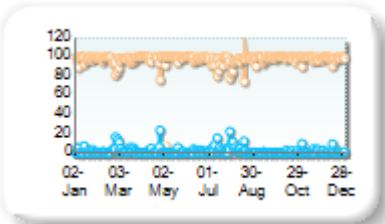
Best Prices Trend



25k EUR deal

Rank	Venue	Best Price (%)	Change
1	XMAD	97.62	+0.00
2	AQEU	1.68	+0.00
3	CEUX	0.09	+0.00
4	TQEX	0.00	+0.00
5	CHIX	0.00	+0.00
6	TRQX	0.00	+0.00
7	BATE	0.00	+0.00
8	AQXE	0.00	+0.00

Best Prices Trend

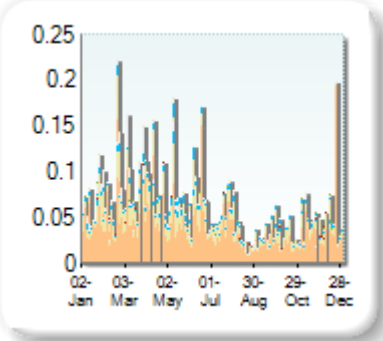


Best Price % measures how often each venue posts an absolute best price (no ties) for stocks. The result is averaged over the stocks in the index and is based on measurements of the order book every 5 seconds.

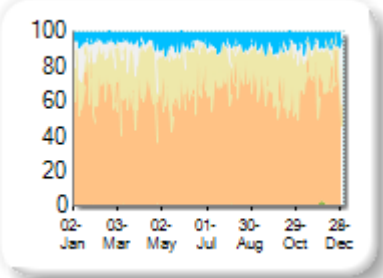
Market Share

Rank	Venue	Market Share	Change
1	XMAD	66.38%	+0.00
2	CEUX	22.05%	+0.00
3	AQEU	6.34%	+0.00
4	TQEX	5.04%	+0.00
5	BATE	0.15%	+0.00
6	CHIX	0.03%	+0.00
7	TRQX	0.01%	+0.00
8	AQXE	0.00%	+0.00

Volume Trend



Market Share Trend




Market share is based on on-book value traded during continuous trading. The share is calculated by averaging over all stocks in the index. The current value shown is for last week and the change is relative to the previous week.

Spreads

At touch

Rank	Venue	Spread (bps)	Change
1	XMAD	18.80	+0.00
2	CEUX	22.92	+0.00
3	AQEU	25.74	+0.00
4	TQEX	48.73	+0.00
5	BATE	449.45	+0.00

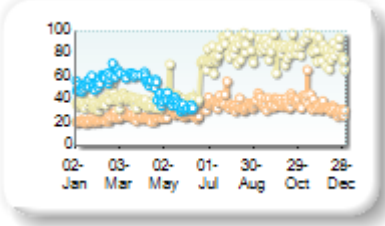
Monthly Spread Trend



25k EUR deal

Rank	Venue	Spread (bps)	Change
1	XMAD	31.23	+0.00
2	AQEU	49.98	+0.00
3	CEUX	63.57	+0.00

Monthly Spread Trend



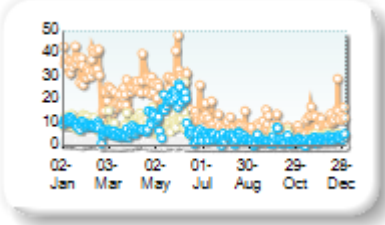
Spreads measure the bid to offer spread of the best visible orders in the book. The result is averaged over the stocks in the index and is based on measurements of the order books every 30 seconds. The value for the spread is quoted in basis points (0.01%).

Book Depths

10BPS Depth (top of book)

Rank	Venue	Depth (1K EUR)	Change
1	XMAD	17.1	+0.0
2	AQEU	6.4	+0.0
3	CEUX	5.6	+0.0
4	TQEX	0.6	+0.0
5	BATE	0.0	+0.0

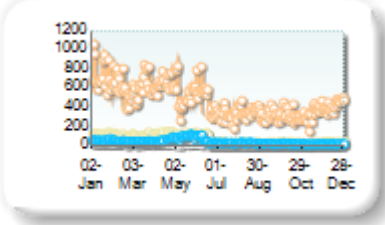
Monthly Depth Trend



50BPS Depth (deeper into book)

Rank	Venue	Depth (1K EUR)	Change
1	XMAD	471.9	+0.0
2	CEUX	72.8	+0.0
3	AQEU	42.8	+0.0
4	TQEX	14.6	+0.0
5	BATE	3.2	+0.0

Monthly Depth Trend



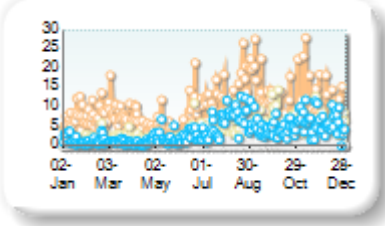
Market depth measures the amount of visible liquidity (bids and offers) in the order book within 10 or 50 BPS of mid price. The result is averaged over the stocks in the index and is based on measurements of the order book every 30 seconds. This is quoted in '000s of EUR.

Best Prices

At touch

Rank	Venue	Best Price (%)	Change
1	XMAD	8.93	+0.95
2	AQEU	3.55	-0.19
3	CEUX	3.43	-0.29
4	TQEX	0.20	+0.06
5	BATE	0.01	-0.01
6	CHIX	0.00	+0.00
7	TRQX	0.00	+0.00
8	AQXE	0.00	+0.00

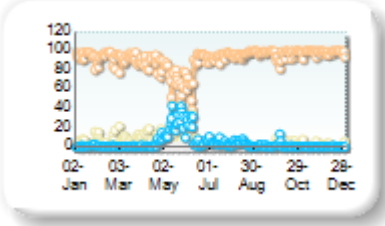
Best Prices Trend



25k EUR deal

Rank	Venue	Best Price (%)	Change
1	XMAD	91.77	+0.00
2	AQEU	4.13	+0.00
3	CEUX	3.81	+0.00
4	TQEX	0.01	+0.00
5	CHIX	0.00	+0.00
6	TRQX	0.00	+0.00
7	BATE	0.00	+0.00
8	AQXE	0.00	+0.00

Best Prices Trend

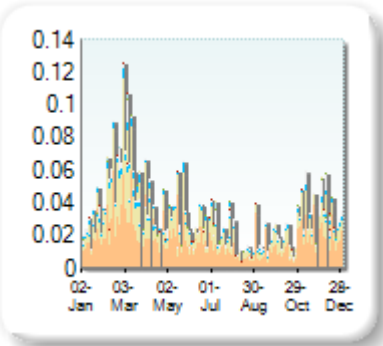


Best Price % measures how often each venue posts an absolute best price (no ties) for stocks. The result is averaged over the stocks in the index and is based on measurements of the order book every 5 seconds.

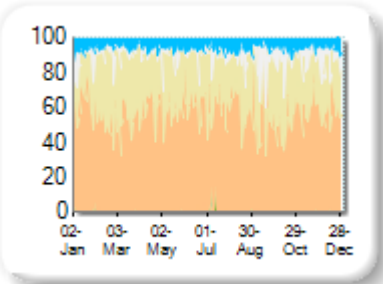
Market Share

Rank	Venue	Market Share	Change
1	XMAD	57.19%	+0.00
2	CEUX	31.54%	+0.00
3	AQEU	5.62%	+0.00
4	TQEX	5.15%	+0.00
5	BATE	0.22%	+0.00
6	TRQX	0.18%	+0.00
7	CHIX	0.09%	+0.00
8	AQXE	0.01%	+0.00

Volume Trend



Market Share Trend



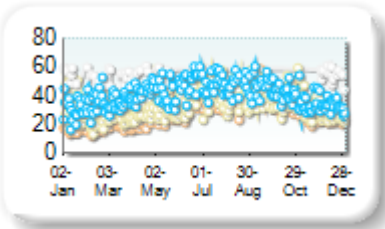
Market share is based on on-book value traded during continuous trading. The share is calculated by averaging over all stocks in the index. The current value shown is for last week and the change is relative to the previous week.

Spreads

At touch

Rank	Venue	Spread (bps)	Change
1	XMAD	27.43	+0.00
2	CEUX	33.04	+0.00
3	AQEU	41.62	+0.00
4	TQEX	77.28	+0.00

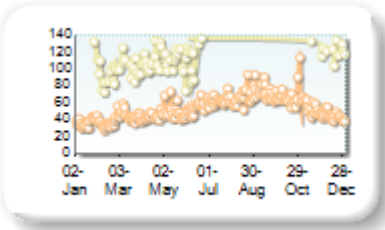
Monthly Spread Trend



25k EUR deal

Rank	Venue	Spread (bps)	Change
1	XMAD	52.91	+0.00
2	CEUX	146.08	+0.00

Monthly Spread Trend



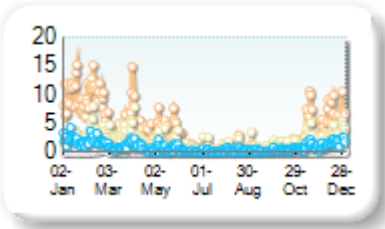
Spreads measure the bid to offer spread of the best visible orders in the book. The result is averaged over the stocks in the index and is based on measurements of the order books every 30 seconds. The value for the spread is quoted in basis points (0.01%).

Book Depths

10BPS Depth (top of book)

Rank	Venue	Depth (1K EUR)	Change
1	XMAD	3.7	+0.0
2	CEUX	1.7	+0.0
3	AQEU	0.9	+0.0
4	TQEX	0.1	+0.0
5	BATE	0.1	+0.0

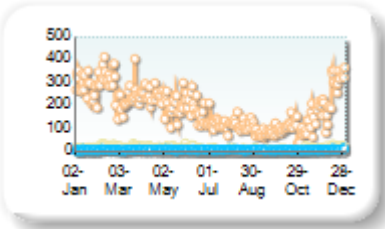
Monthly Depth Trend



50BPS Depth (deeper into book)

Rank	Venue	Depth (1K EUR)	Change
1	XMAD	190.6	+0.0
2	CEUX	17.1	+0.0
3	AQEU	9.7	+0.0
4	TQEX	4.3	+0.0
5	BATE	0.6	+0.0

Monthly Depth Trend



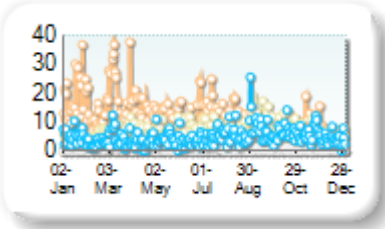
Market depth measures the amount of visible liquidity (bids and offers) in the order book within 10 or 50 BPS of mid price. The result is averaged over the stocks in the index and is based on measurements of the order book every 30 seconds. This is quoted in '000s of EUR.

Best Prices

At touch

Rank	Venue	Best Price (%)	Change
1	XMAD	10.78	+1.04
2	CEUX	6.07	+0.24
3	AQEU	4.74	-0.35
4	TQEX	0.39	+0.11
5	BATE	0.00	+0.00
6	CHIX	0.00	+0.00
7	TRQX	0.00	+0.00
8	AQXE	0.00	+0.00

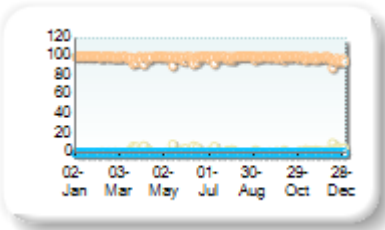
Best Prices Trend



25k EUR deal

Rank	Venue	Best Price (%)	Change
1	XMAD	98.91	+0.00
2	CEUX	1.03	+0.00
3	AQEU	0.01	+0.00
4	TQEX	0.00	+0.00
5	CHIX	0.00	+0.00
6	TRQX	0.00	+0.00
7	BATE	0.00	+0.00
8	AQXE	0.00	+0.00

Best Prices Trend

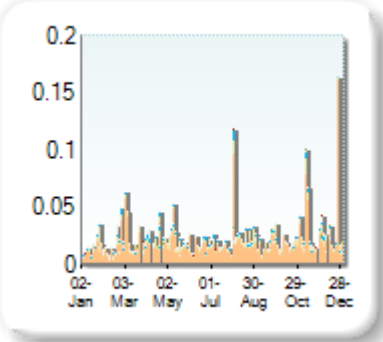


Best Price % measures how often each venue posts an absolute best price (no ties) for stocks. The result is averaged over the stocks in the index and is based on measurements of the order book every 5 seconds.

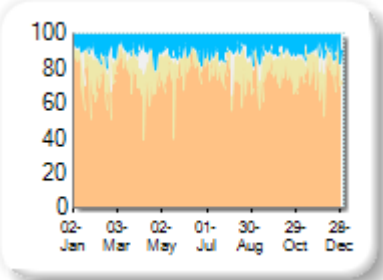
Market Share

Rank	Venue	Market Share	Change
1	XMAD	76.28%	+0.00
2	CEUX	12.07%	+0.00
3	AQEU	9.03%	+0.00
4	TQEX	2.58%	+0.00
5	CHIX	0.02%	+0.00
6	BATE	0.02%	+0.00
7	TRQX	0.00%	+0.00
8	AQXE	0.00%	+0.00

Volume Trend



Market Share Trend



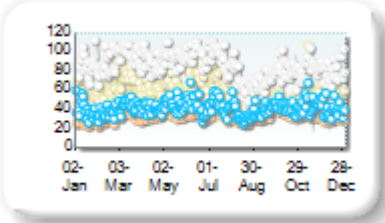
Market share is based on on-book value traded during continuous trading. The share is calculated by averaging over all stocks in the index. The current value shown is for last week and the change is relative to the previous week.

Spreads

At touch

Rank	Venue	Spread (bps)	Change
1	XMAD	34.26	+0.00
2	AQEU	41.69	+0.00
3	CEUX	57.91	+0.00
4	TQEX	87.72	+0.00
5	AQXE	501.00	+0.00

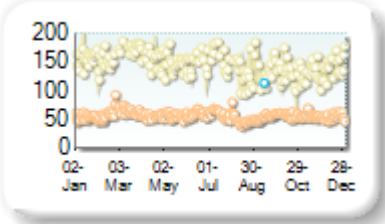
Monthly Spread Trend



25k EUR deal

Rank	Venue	Spread (bps)	Change
1	XMAD	56.09	+0.00
2	AQEU	112.93	+0.00
3	CEUX	151.71	+0.00

Monthly Spread Trend



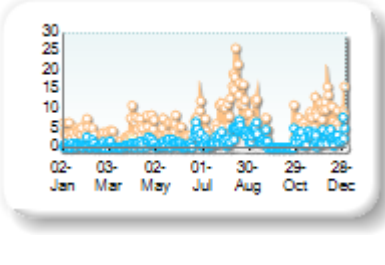
Spreads measure the bid to offer spread of the best visible orders in the book. The result is averaged over the stocks in the index and is based on measurements of the order books every 30 seconds. The value for the spread is quoted in basis points (0.01%).

Book Depths

10BPS Depth (top of book)

Rank	Venue	Depth (1K EUR)	Change
1	XMAD	5.5	+0.0
2	AQEU	1.7	+0.0
3	CEUX	0.4	+0.0
4	TQEX	0.1	+0.0

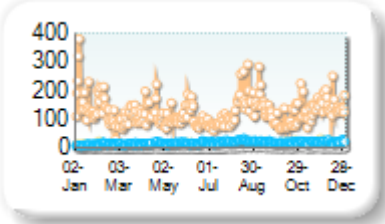
Monthly Depth Trend



50BPS Depth (deeper into book)

Rank	Venue	Depth (1K EUR)	Change
1	XMAD	125.6	+0.0
2	AQEU	18.2	+0.0
3	CEUX	12.0	+0.0
4	TQEX	3.9	+0.0

Monthly Depth Trend



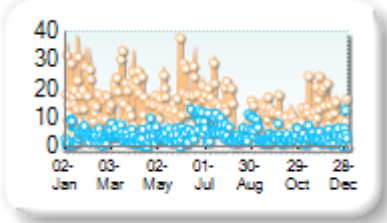
Market depth measures the amount of visible liquidity (bids and offers) in the order book within 10 or 50 BPS of mid price. The result is averaged over the stocks in the index and is based on measurements of the order book every 30 seconds. This is quoted in '000s of EUR.

Best Prices

At touch

Rank	Venue	Best Price (%)	Change
1	XMAD	13.21	+1.87
2	AQEU	3.90	-0.56
3	CEUX	0.88	+0.06
4	TQEX	0.12	+0.01
5	CHIX	0.01	-0.01
6	BATE	0.00	+0.00
7	TRQX	0.00	+0.00
8	AQXE	0.00	+0.00

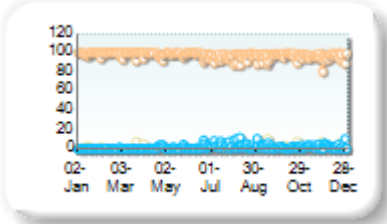
Best Prices Trend



25k EUR deal

Rank	Venue	Best Price (%)	Change
1	XMAD	97.50	+0.00
2	AQEU	1.66	+0.00
3	CEUX	0.61	+0.00
4	TQEX	0.05	+0.00
5	CHIX	0.00	+0.00
6	TRQX	0.00	+0.00
7	BATE	0.00	+0.00
8	AQXE	0.00	+0.00

Best Prices Trend

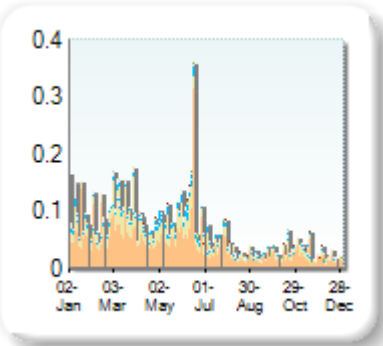


Best Price % measures how often each venue posts an absolute best price (no ties) for stocks. The result is averaged over the stocks in the index and is based on measurements of the order book every 5 seconds.

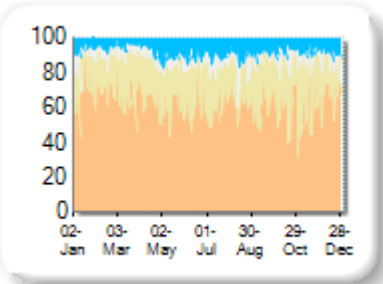
Market Share

Rank	Venue	Market Share	Change
1	XMAD	64.12%	+0.00
2	CEUX	23.48%	+0.00
3	AQEU	7.37%	+0.00
4	TQEX	4.93%	+0.00
5	BATE	0.05%	+0.00
6	TRQX	0.02%	+0.00
7	CHIX	0.01%	+0.00
8	AQXE	0.01%	+0.00

Volume Trend



Market Share Trend



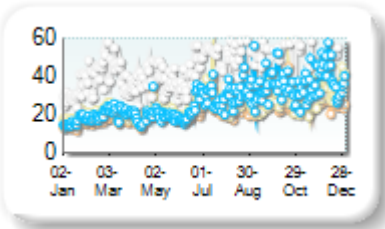
Market share is based on on-book value traded during continuous trading. The share is calculated by averaging over all stocks in the index. The current value shown is for last week and the change is relative to the previous week.

Spreads

At touch

Rank	Venue	Spread (bps)	Change
1	XMAD	21.73	+0.00
2	CEUX	24.97	+0.00
3	AQEU	27.11	+0.00
4	TQEX	50.41	+0.00

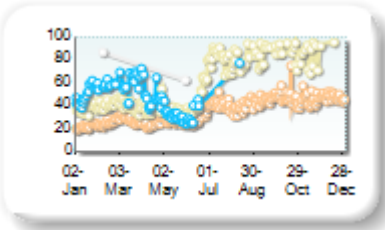
Monthly Spread Trend



25k EUR deal

Rank	Venue	Spread (bps)	Change
1	XMAD	35.56	+0.00
2	AQEU	47.22	+0.00
3	CEUX	65.57	+0.00
4	TQEX	74.53	+0.00

Monthly Spread Trend



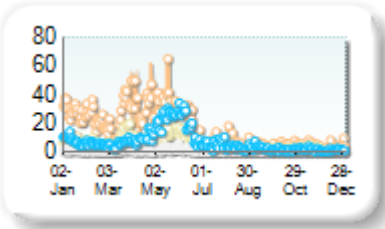
Spreads measure the bid to offer spread of the best visible orders in the book. The result is averaged over the stocks in the index and is based on measurements of the order books every 30 seconds. The value for the spread is quoted in basis points (0.01%).

Book Depths

10BPS Depth (top of book)

Rank	Venue	Depth (1K EUR)	Change
1	XMAD	15.5	+0.0
2	AQEU	7.1	+0.0
3	CEUX	5.3	+0.0
4	TQEX	0.7	+0.0
5	BATE	0.5	+0.0

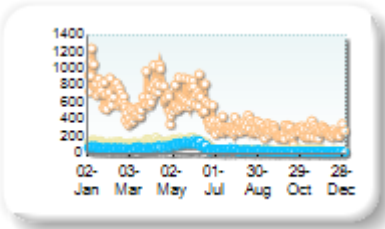
Monthly Depth Trend



50BPS Depth (deeper into book)

Rank	Venue	Depth (1K EUR)	Change
1	XMAD	460.1	+0.0
2	CEUX	77.9	+0.0
3	AQEU	46.1	+0.0
4	TQEX	17.7	+0.0
5	BATE	1.6	+0.0

Monthly Depth Trend



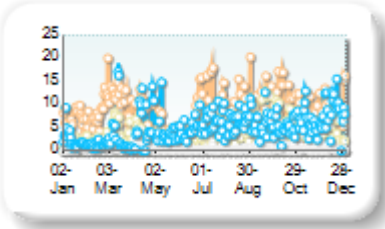
Market depth measures the amount of visible liquidity (bids and offers) in the order book within 10 or 50 BPS of mid price. The result is averaged over the stocks in the index and is based on measurements of the order book every 30 seconds. This is quoted in '000s of EUR.

Best Prices

At touch

Rank	Venue	Best Price (%)	Change
1	XMAD	7.71	+0.14
2	AQEU	4.98	-0.38
3	CEUX	3.44	+0.03
4	TQEX	0.27	-0.03
5	BATE	0.01	0.00
6	CHIX	0.00	+0.00
7	TRQX	0.00	+0.00
8	AQXE	0.00	+0.00

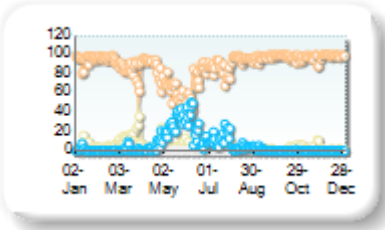
Best Prices Trend



25k EUR deal

Rank	Venue	Best Price (%)	Change
1	XMAD	89.18	+0.00
2	AQEU	6.31	+0.00
3	CEUX	3.91	+0.00
4	TQEX	0.00	+0.00
5	CHIX	0.00	+0.00
6	TRQX	0.00	+0.00
7	BATE	0.00	+0.00
8	AQXE	0.00	+0.00

Best Prices Trend

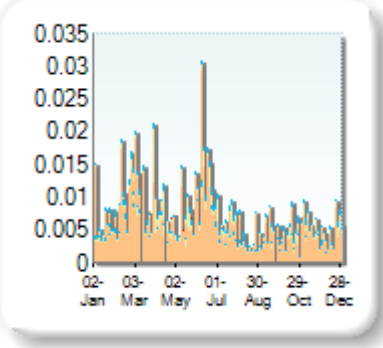


Best Price % measures how often each venue posts an absolute best price (no ties) for stocks. The result is averaged over the stocks in the index and is based on measurements of the order book every 5 seconds.

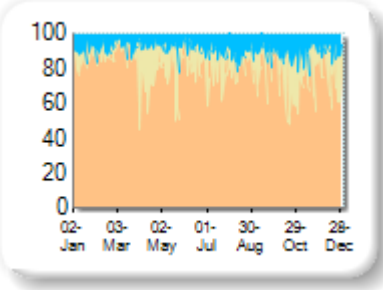
Market Share

Rank	Venue	Market Share	Change
1	XMAD	81.09%	+0.00
2	CEUX	10.74%	+0.00
3	AQEU	8.15%	+0.00
4	CHIX	0.01%	+0.00
5	BATE	0.01%	+0.00
6	AQXE	0.00%	+0.00

Volume Trend



Market Share Trend



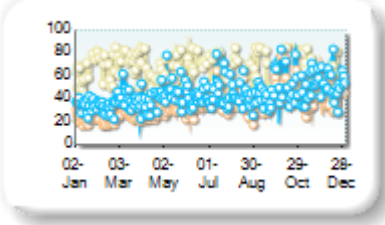
Market share is based on on-book value traded during continuous trading. The share is calculated by averaging over all stocks in the index. The current value shown is for last week and the change is relative to the previous week.

Spreads

At touch

Rank	Venue	Spread (bps)	Change
1	XMAD	35.65	+0.00
2	AQEU	44.94	+0.00
3	CEUX	88.58	+0.00

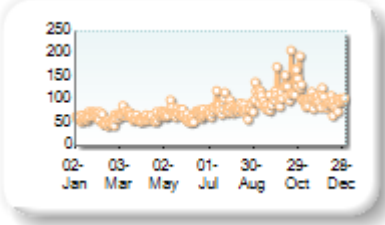
Monthly Spread Trend



25k EUR deal

Rank	Venue	Spread (bps)	Change
1	XMAD	82.31	+0.00

Monthly Spread Trend



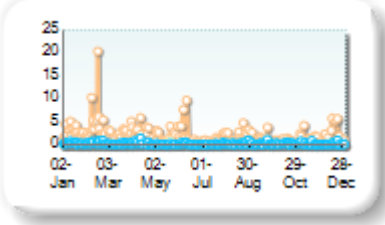
Spreads measure the bid to offer spread of the best visible orders in the book. The result is averaged over the stocks in the index and is based on measurements of the order books every 30 seconds. The value for the spread is quoted in basis points (0.01%).

Book Depths

10BPS Depth (top of book)

Rank	Venue	Depth (1K EUR)	Change
1	XMAD	1.8	+0.0
2	AQEU	0.3	+0.0
3	CEUX	0.1	+0.0

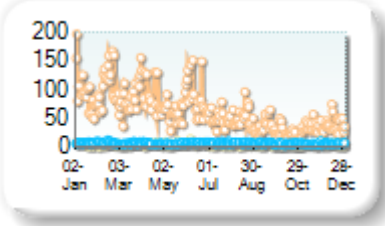
Monthly Depth Trend



50BPS Depth (deeper into book)

Rank	Venue	Depth (1K EUR)	Change
1	XMAD	62.1	+0.0
2	AQEU	6.7	+0.0
3	BATE	4.7	+0.0
4	CEUX	3.9	+0.0

Monthly Depth Trend



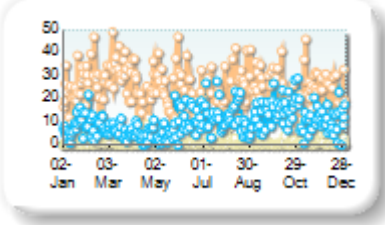
Market depth measures the amount of visible liquidity (bids and offers) in the order book within 10 or 50 BPS of mid price. The result is averaged over the stocks in the index and is based on measurements of the order book every 30 seconds. This is quoted in '000s of EUR.

Best Prices

At touch

Rank	Venue	Best Price (%)	Change
1	XMAD	23.48	+6.86
2	AQEU	9.88	-1.38
3	CEUX	1.43	-0.45
4	CHIX	0.00	+0.00
5	BATE	0.00	+0.00
6	AQXE	0.00	+0.00

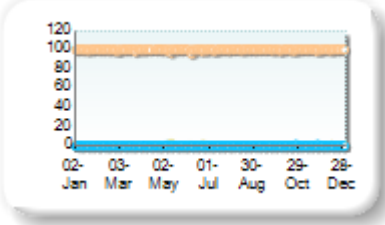
Best Prices Trend



25k EUR deal

Rank	Venue	Best Price (%)	Change
1	XMAD	99.81	+0.00
2	CEUX	0.04	+0.00
3	AQEU	0.03	+0.00
4	CHIX	0.00	+0.00
5	BATE	0.00	+0.00
6	AQXE	0.00	+0.00

Best Prices Trend

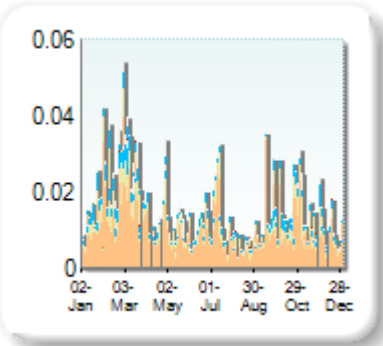


Best Price % measures how often each venue posts an absolute best price (no ties) for stocks. The result is averaged over the stocks in the index and is based on measurements of the order book every 5 seconds.

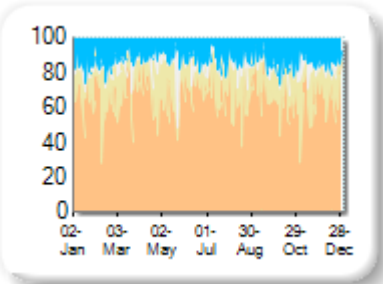
Market Share

Rank	Venue	Market Share	Change
1	XMAD	66.36%	+0.00
2	CEUX	17.19%	+0.00
3	AQEU	12.42%	+0.00
4	TQEX	3.99%	+0.00
5	BATE	0.03%	+0.00
6	CHIX	0.01%	+0.00
7	TRQX	0.00%	+0.00
8	AQXE	0.00%	+0.00

Volume Trend



Market Share Trend



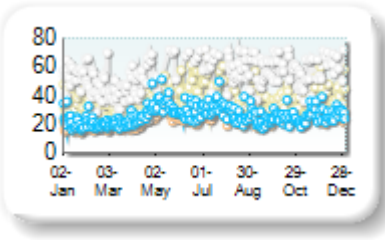
Market share is based on on-book value traded during continuous trading. The share is calculated by averaging over all stocks in the index. The current value shown is for last week and the change is relative to the previous week.

Spreads

At touch

Rank	Venue	Spread (bps)	Change
1	XMAD	23.93	+0.00
2	AQEU	26.10	+0.00
3	CEUX	35.74	+0.00
4	TQEX	62.46	+0.00

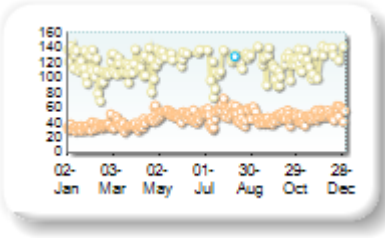
Monthly Spread Trend



25k EUR deal

Rank	Venue	Spread (bps)	Change
1	XMAD	45.86	+0.00
2	CEUX	136.15	+0.00
3	AQEU	211.41	+0.00

Monthly Spread Trend



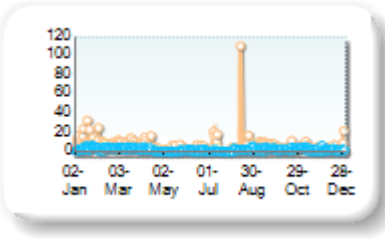
Spreads measure the bid to offer spread of the best visible orders in the book. The result is averaged over the stocks in the index and is based on measurements of the order books every 30 seconds. The value for the spread is quoted in basis points (0.01%).

Book Depths

10BPS Depth (top of book)

Rank	Venue	Depth (1K EUR)	Change
1	XMAD	5.9	+0.0
2	AQEU	2.4	+0.0
3	BATE	0.9	+0.0
4	CEUX	0.8	+0.0
5	TQEX	0.1	+0.0

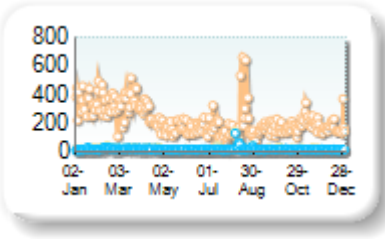
Monthly Depth Trend



50BPS Depth (deeper into book)

Rank	Venue	Depth (1K EUR)	Change
1	XMAD	222.8	+0.0
2	AQEU	19.3	+0.0
3	CEUX	18.4	+0.0
4	TQEX	5.7	+0.0
5	BATE	0.9	+0.0

Monthly Depth Trend



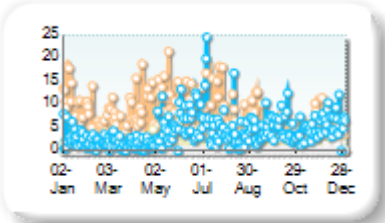
Market depth measures the amount of visible liquidity (bids and offers) in the order book within 10 or 50 BPS of mid price. The result is averaged over the stocks in the index and is based on measurements of the order book every 30 seconds. This is quoted in '000s of EUR.

Best Prices

At touch

Rank	Venue	Best Price (%)	Change
1	XMAD	6.49	+1.52
2	AQEU	4.11	-0.52
3	CEUX	0.70	+0.07
4	TQEX	0.07	+0.01
5	CHIX	0.00	+0.00
6	TRQX	0.00	+0.00
7	BATE	0.00	+0.00
8	AQXE	0.00	+0.00

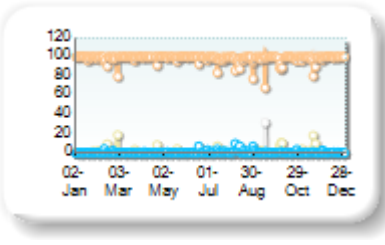
Best Prices Trend



25k EUR deal

Rank	Venue	Best Price (%)	Change
1	XMAD	98.52	+0.00
2	CEUX	0.74	+0.00
3	AQEU	0.46	+0.00
4	TQEX	0.13	+0.00
5	CHIX	0.00	+0.00
6	TRQX	0.00	+0.00
7	BATE	0.00	+0.00
8	AQXE	0.00	+0.00

Best Prices Trend

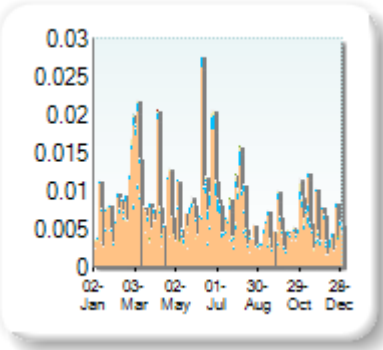


Best Price % measures how often each venue posts an absolute best price (no ties) for stocks. The result is averaged over the stocks in the index and is based on measurements of the order book every 5 seconds.

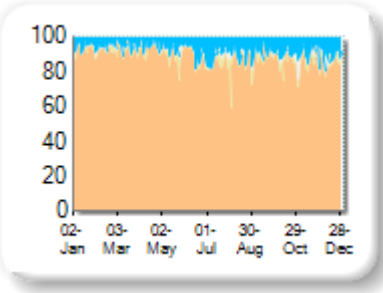
Market Share

Rank	Venue	Market Share	Change
1	XMAD	89.96%	+0.00
2	AQEU	7.05%	+0.00
3	CEUX	2.14%	+0.00
4	TQEX	0.84%	+0.00
5	BATE	0.01%	+0.00
6	CHIX	0.00%	+0.00
7	TRQX	0.00%	+0.00

Volume Trend



Market Share Trend



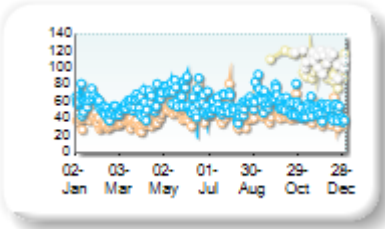
Market share is based on on-book value traded during continuous trading. The share is calculated by averaging over all stocks in the index. The current value shown is for last week and the change is relative to the previous week.

Spreads

At touch

Rank	Venue	Spread (bps)	Change
1	XMAD	44.37	+0.00
2	AQEU	56.78	+0.00
3	TQEX	139.12	+0.00
4	CEUX	222.16	+0.00

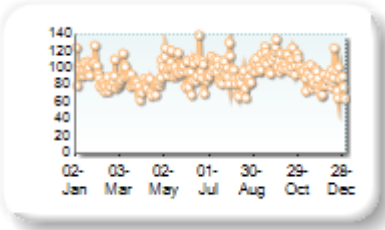
Monthly Spread Trend



25k EUR deal

Rank	Venue	Spread (bps)	Change
1	XMAD	94.16	+0.00

Monthly Spread Trend



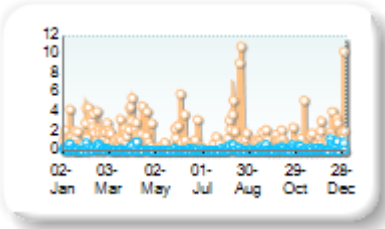
Spreads measure the bid to offer spread of the best visible orders in the book. The result is averaged over the stocks in the index and is based on measurements of the order books every 30 seconds. The value for the spread is quoted in basis points (0.01%).

Book Depths

10BPS Depth (top of book)

Rank	Venue	Depth (1K EUR)	Change
1	XMAD	1.3	+0.0
2	AQEU	0.2	+0.0
3	TQEX	0.1	+0.0
4	CEUX	0.0	+0.0

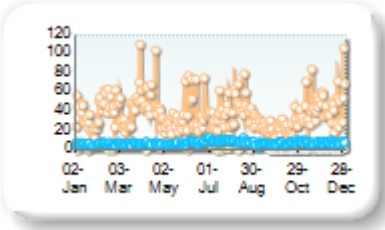
Monthly Depth Trend



50BPS Depth (deeper into book)

Rank	Venue	Depth (1K EUR)	Change
1	XMAD	37.8	+0.0
2	AQEU	7.5	+0.0
3	TQEX	1.6	+0.0
4	CEUX	0.7	+0.0

Monthly Depth Trend



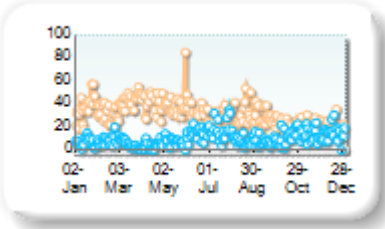
Market depth measures the amount of visible liquidity (bids and offers) in the order book within 10 or 50 BPS of mid price. The result is averaged over the stocks in the index and is based on measurements of the order book every 30 seconds. This is quoted in '000s of EUR.

Best Prices

At touch

Rank	Venue	Best Price (%)	Change
1	XMAD	29.89	+3.32
2	AQEU	9.80	-1.48
3	CEUX	0.32	-0.05
4	TQEX	0.03	+0.00
5	BATE	0.00	+0.00
6	CHIX	0.00	+0.00
7	TRQX	0.00	+0.00

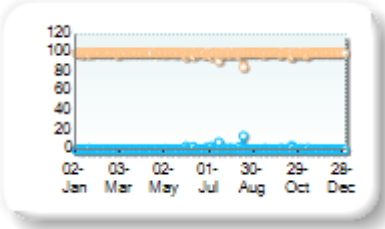
Best Prices Trend



25k EUR deal

Rank	Venue	Best Price (%)	Change
1	XMAD	99.61	+0.00
2	AQEU	0.31	+0.00
3	CEUX	0.00	+0.00
4	CHIX	0.00	+0.00
5	TRQX	0.00	+0.00
6	BATE	0.00	+0.00
7	TQEX	0.00	+0.00

Best Prices Trend

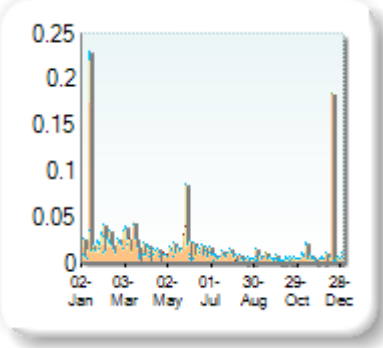


Best Price % measures how often each venue posts an absolute best price (no ties) for stocks. The result is averaged over the stocks in the index and is based on measurements of the order book every 5 seconds.

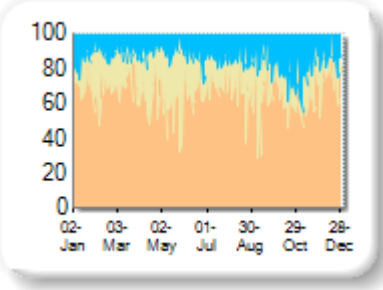
Market Share

Rank	Venue	Market Share	Change
1	XMAD	69.06%	+0.00
2	CEUX	19.57%	+0.00
3	AQEU	11.27%	+0.00
4	BATE	0.07%	+0.00
5	CHIX	0.03%	+0.00
6	AQXE	0.00%	+0.00

Volume Trend



Market Share Trend




Market share is based on on-book value traded during continuous trading. The share is calculated by averaging over all stocks in the index. The current value shown is for last week and the change is relative to the previous week.

Spreads

At touch

Rank	Venue	Spread (bps)	Change
1	XMAD	52.11	+0.00
2	AQEU	55.44	+0.00
3	CEUX	99.14	+0.00

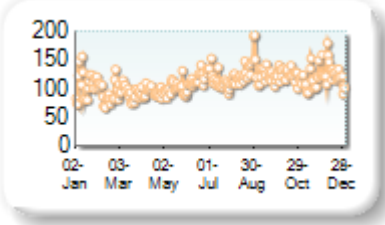
Monthly Spread Trend



25k EUR deal

Rank	Venue	Spread (bps)	Change
1	XMAD	111.09	+0.00

Monthly Spread Trend



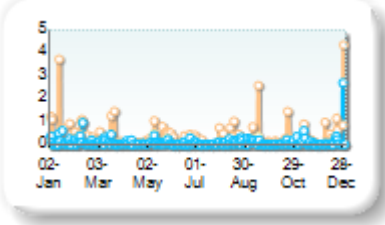
Spreads measure the bid to offer spread of the best visible orders in the book. The result is averaged over the stocks in the index and is based on measurements of the order books every 30 seconds. The value for the spread is quoted in basis points (0.01%).

Book Depths

10BPS Depth (top of book)

Rank	Venue	Depth (1K EUR)	Change
1	XMAD	0.3	+0.0
2	AQEU	0.1	+0.0
3	CEUX	0.0	+0.0

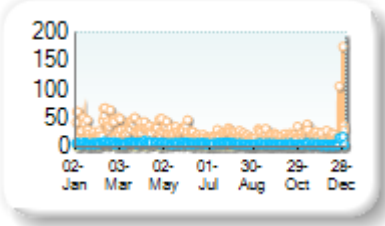
Monthly Depth Trend



50BPS Depth (deeper into book)

Rank	Venue	Depth (1K EUR)	Change
1	XMAD	25.5	+0.0
2	AQEU	6.0	+0.0
3	BATE	3.5	+0.0
4	CEUX	2.5	+0.0

Monthly Depth Trend




Market depth measures the amount of visible liquidity (bids and offers) in the order book within 10 or 50 BPS of mid price. The result is averaged over the stocks in the index and is based on measurements of the order book every 30 seconds. This is quoted in '000s of EUR.

Best Prices

At touch

Rank	Venue	Best Price (%)	Change
1	XMAD	14.20	+2.45
2	AQEU	12.81	+0.12
3	CEUX	2.51	+0.27
4	BATE	0.00	+0.00
5	CHIX	0.00	+0.00
6	AQXE	0.00	+0.00

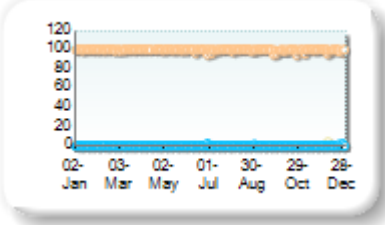
Best Prices Trend



25k EUR deal

Rank	Venue	Best Price (%)	Change
1	XMAD	99.63	+0.00
2	AQEU	0.06	+0.00
3	CEUX	0.03	+0.00
4	CHIX	0.00	+0.00
5	BATE	0.00	+0.00
6	AQXE	0.00	+0.00

Best Prices Trend

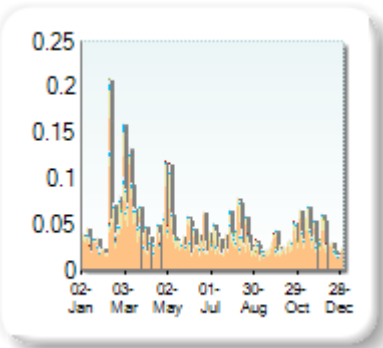


Best Price % measures how often each venue posts an absolute best price (no ties) for stocks. The result is averaged over the stocks in the index and is based on measurements of the order book every 5 seconds.

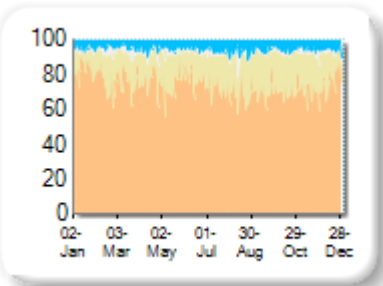
Market Share

Rank	Venue	Market Share	Change
1	XMAD	74.68%	+0.00
2	CEUX	17.65%	+0.00
3	AQEU	4.83%	+0.00
4	TQEX	2.73%	+0.00
5	BATE	0.06%	+0.00
6	CHIX	0.03%	+0.00
7	TRQX	0.02%	+0.00
8	AQXE	0.00%	+0.00

Volume Trend



Market Share Trend



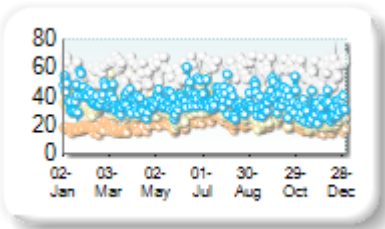
Market share is based on on-book value traded during continuous trading. The share is calculated by averaging over all stocks in the index. The current value shown is for last week and the change is relative to the previous week.

Spreads

At touch

Rank	Venue	Spread (bps)	Change
1	XMAD	21.24	+0.00
2	CEUX	31.04	+0.00
3	AQEU	36.46	+0.00
4	TQEX	65.64	+0.00
5	BATE	183.53	+0.00

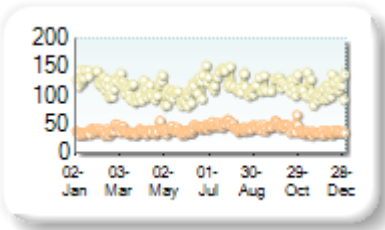
Monthly Spread Trend



25k EUR deal

Rank	Venue	Spread (bps)	Change
1	XMAD	41.03	+0.00
2	CEUX	116.30	+0.00

Monthly Spread Trend



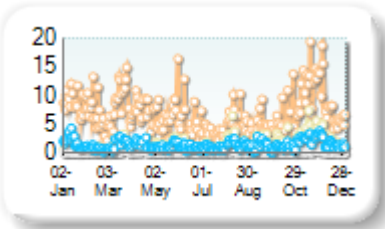
Spreads measure the bid to offer spread of the best visible orders in the book. The result is averaged over the stocks in the index and is based on measurements of the order books every 30 seconds. The value for the spread is quoted in basis points (0.01%).

Book Depths

10BPS Depth (top of book)

Rank	Venue	Depth (1K EUR)	Change
1	XMAD	6.6	+0.0
2	CEUX	1.4	+0.0
3	AQEU	1.4	+0.0
4	TQEX	0.1	+0.0

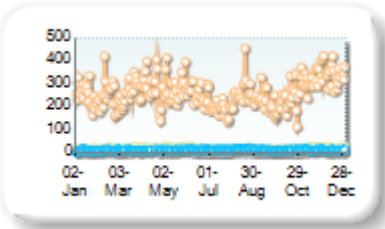
Monthly Depth Trend



50BPS Depth (deeper into book)

Rank	Venue	Depth (1K EUR)	Change
1	XMAD	261.4	+0.0
2	CEUX	18.7	+0.0
3	AQEU	13.5	+0.0
4	TQEX	5.7	+0.0
5	BATE	1.5	+0.0

Monthly Depth Trend



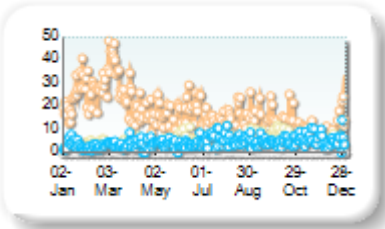
Market depth measures the amount of visible liquidity (bids and offers) in the order book within 10 or 50 BPS of mid price. The result is averaged over the stocks in the index and is based on measurements of the order book every 30 seconds. This is quoted in '000s of EUR.

Best Prices

At touch

Rank	Venue	Best Price (%)	Change
1	XMAD	17.07	-1.10
2	CEUX	4.66	-0.08
3	AQEU	4.40	-0.41
4	TQEX	0.29	-0.01
5	BATE	0.02	+0.02
6	CHIX	0.00	+0.00
7	TRQX	0.00	+0.00
8	AQXE	0.00	+0.00

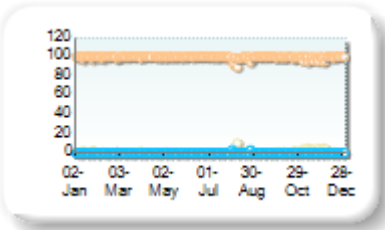
Best Prices Trend



25k EUR deal

Rank	Venue	Best Price (%)	Change
1	XMAD	99.40	+0.00
2	CEUX	0.46	+0.00
3	AQEU	0.05	+0.00
4	TQEX	0.03	+0.00
5	CHIX	0.00	+0.00
6	TRQX	0.00	+0.00
7	BATE	0.00	+0.00
8	AQXE	0.00	+0.00

Best Prices Trend

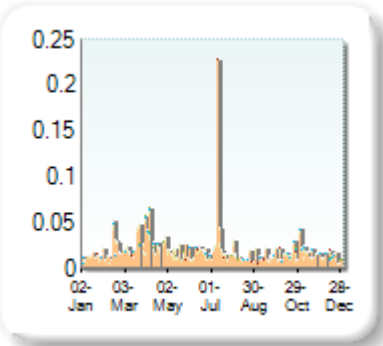


Best Price % measures how often each venue posts an absolute best price (no ties) for stocks. The result is averaged over the stocks in the index and is based on measurements of the order book every 5 seconds.

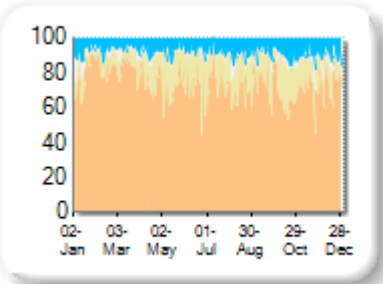
Market Share

Rank	Venue	Market Share	Change
1	XMAD	77.22%	+0.00
2	CEUX	13.30%	+0.00
3	AQEU	6.89%	+0.00
4	TQEX	2.49%	+0.00
5	TRQX	0.04%	+0.00
6	CHIX	0.04%	+0.00
7	BATE	0.03%	+0.00
8	AQXE	0.00%	+0.00

Volume Trend



Market Share Trend



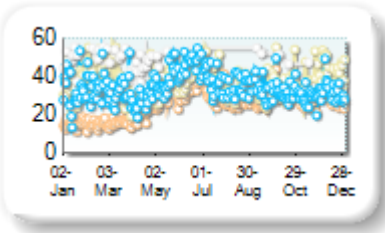
Market share is based on on-book value traded during continuous trading. The share is calculated by averaging over all stocks in the index. The current value shown is for last week and the change is relative to the previous week.

Spreads

At touch

Rank	Venue	Spread (bps)	Change
1	XMAD	25.37	+0.00
2	AQEU	34.59	+0.00
3	CEUX	37.37	+0.00
4	TQEX	69.66	+0.00

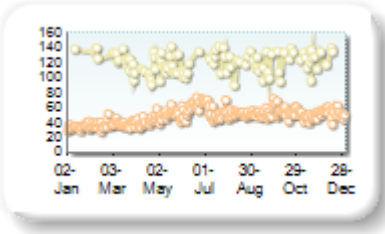
Monthly Spread Trend



25k EUR deal

Rank	Venue	Spread (bps)	Change
1	XMAD	48.98	+0.00
2	CEUX	147.80	+0.00
3	AQEU	232.02	+0.00

Monthly Spread Trend



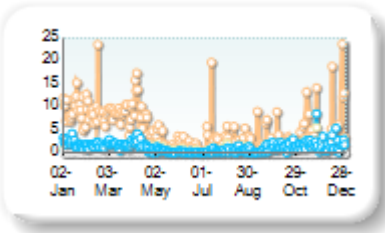
Spreads measure the bid to offer spread of the best visible orders in the book. The result is averaged over the stocks in the index and is based on measurements of the order books every 30 seconds. The value for the spread is quoted in basis points (0.01%).

Book Depths

10BPS Depth (top of book)

Rank	Venue	Depth (1K EUR)	Change
1	XMAD	4.7	+0.0
2	AQEU	1.2	+0.0
3	CEUX	0.6	+0.0
4	TQEX	0.1	+0.0

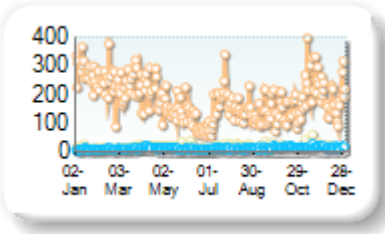
Monthly Depth Trend



50BPS Depth (deeper into book)

Rank	Venue	Depth (1K EUR)	Change
1	XMAD	183.2	+0.0
2	CEUX	16.5	+0.0
3	AQEU	13.3	+0.0
4	TQEX	4.3	+0.0

Monthly Depth Trend



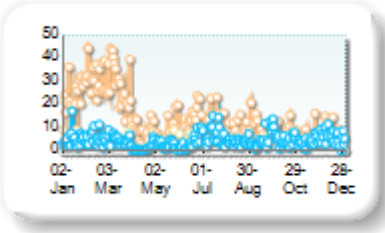
Market depth measures the amount of visible liquidity (bids and offers) in the order book within 10 or 50 BPS of mid price. The result is averaged over the stocks in the index and is based on measurements of the order book every 30 seconds. This is quoted in '000s of EUR.

Best Prices

At touch

Rank	Venue	Best Price (%)	Change
1	XMAD	12.81	-0.14
2	AQEU	4.27	+0.24
3	CEUX	1.97	-0.08
4	TQEX	0.18	+0.02
5	BATE	0.00	+0.00
6	CHIX	0.00	+0.00
7	TRQX	0.00	+0.00
8	AQXE	0.00	+0.00

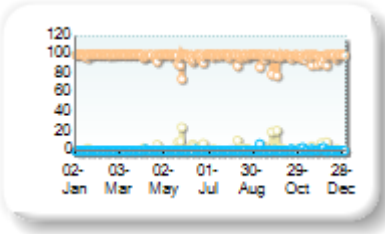
Best Prices Trend



25k EUR deal

Rank	Venue	Best Price (%)	Change
1	XMAD	98.64	+0.00
2	CEUX	1.02	+0.00
3	AQEU	0.20	+0.00
4	TQEX	0.02	+0.00
5	CHIX	0.00	+0.00
6	TRQX	0.00	+0.00
7	BATE	0.00	+0.00
8	AQXE	0.00	+0.00

Best Prices Trend

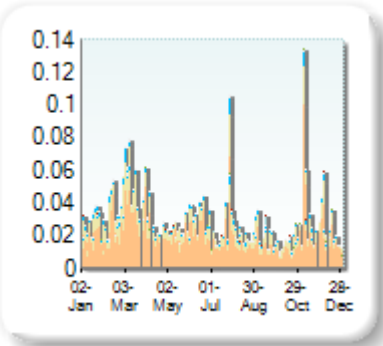


Best Price % measures how often each venue posts an absolute best price (no ties) for stocks. The result is averaged over the stocks in the index and is based on measurements of the order book every 5 seconds.

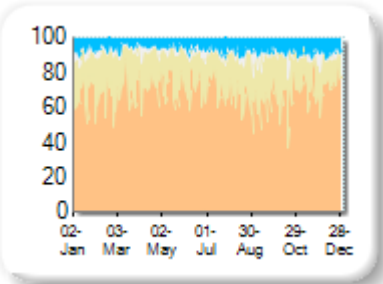
Market Share

Rank	Venue	Market Share	Change
1	XMAD	68.82%	+0.00
2	CEUX	21.94%	+0.00
3	AQEU	6.30%	+0.00
4	TQEX	2.76%	+0.00
5	TRQX	0.10%	+0.00
6	BATE	0.07%	+0.00
7	CHIX	0.02%	+0.00
8	AQXE	0.00%	+0.00

Volume Trend



Market Share Trend



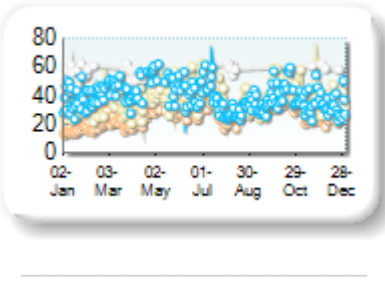
Market share is based on on-book value traded during continuous trading. The share is calculated by averaging over all stocks in the index. The current value shown is for last week and the change is relative to the previous week.

Spreads

At touch

Rank	Venue	Spread (bps)	Change
1	XMAD	27.07	+0.00
2	CEUX	37.90	+0.00
3	AQEU	39.51	+0.00
4	TQEX	83.90	+0.00

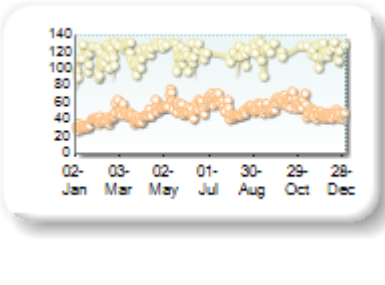
Monthly Spread Trend



25k EUR deal

Rank	Venue	Spread (bps)	Change
1	XMAD	50.05	+0.00
2	CEUX	127.86	+0.00

Monthly Spread Trend



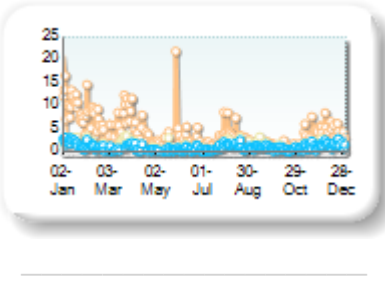
Spreads measure the bid to offer spread of the best visible orders in the book. The result is averaged over the stocks in the index and is based on measurements of the order books every 30 seconds. The value for the spread is quoted in basis points (0.01%).

Book Depths

10BPS Depth (top of book)

Rank	Venue	Depth (1K EUR)	Change
1	XMAD	3.9	+0.0
2	AQEU	1.0	+0.0
3	CEUX	1.0	+0.0
4	BATE	0.3	+0.0
5	TQEX	0.1	+0.0

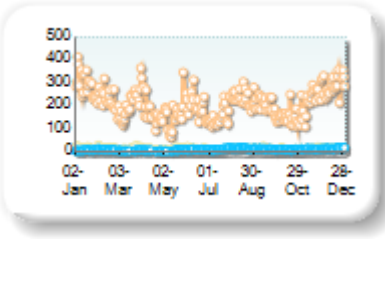
Monthly Depth Trend



50BPS Depth (deeper into book)

Rank	Venue	Depth (1K EUR)	Change
1	XMAD	211.3	+0.0
2	CEUX	13.8	+0.0
3	AQEU	10.7	+0.0
4	BATE	4.8	+0.0
5	TQEX	3.5	+0.0

Monthly Depth Trend



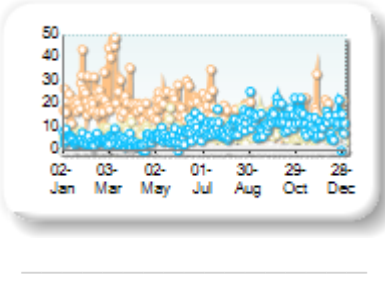
Market depth measures the amount of visible liquidity (bids and offers) in the order book within 10 or 50 BPS of mid price. The result is averaged over the stocks in the index and is based on measurements of the order book every 30 seconds. This is quoted in '000s of EUR.

Best Prices

At touch

Rank	Venue	Best Price (%)	Change
1	XMAD	16.02	-0.23
2	AQEU	8.47	-0.62
3	CEUX	6.94	+0.28
4	TQEX	0.37	+0.03
5	BATE	0.01	0.00
6	CHIX	0.00	+0.00
7	TRQX	0.00	+0.00
8	AQXE	0.00	+0.00

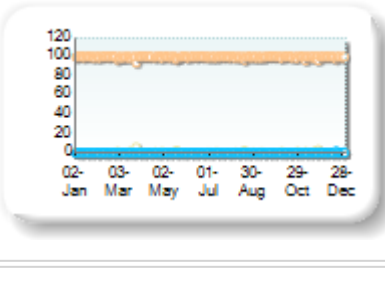
Best Prices Trend



25k EUR deal

Rank	Venue	Best Price (%)	Change
1	XMAD	99.61	+0.00
2	CEUX	0.25	+0.00
3	AQEU	0.03	+0.00
4	TQEX	0.00	+0.00
5	CHIX	0.00	+0.00
6	TRQX	0.00	+0.00
7	BATE	0.00	+0.00
8	AQXE	0.00	+0.00

Best Prices Trend

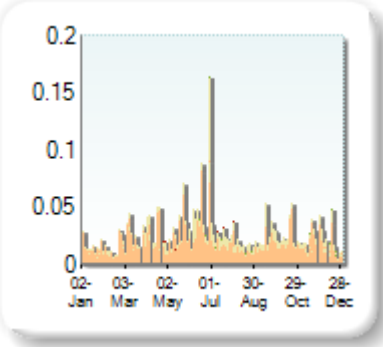


Best Price % measures how often each venue posts an absolute best price (no ties) for stocks. The result is averaged over the stocks in the index and is based on measurements of the order book every 5 seconds.

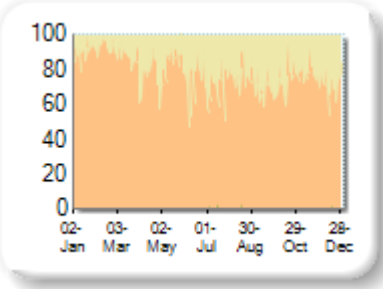
Market Share

Rank	Venue	Market Share	Change
1	XMAD	78.04%	+0.00
2	CEUX	21.88%	+0.00
3	BATE	0.06%	+0.00
4	CHIX	0.01%	+0.00

Volume Trend



Market Share Trend



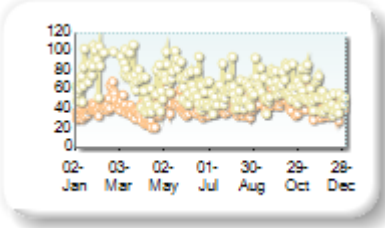
Market share is based on on-book value traded during continuous trading. The share is calculated by averaging over all stocks in the index. The current value shown is for last week and the change is relative to the previous week.

Spreads

At touch

Rank	Venue	Spread (bps)	Change
1	XMAD	43.55	+0.00
2	CEUX	71.65	+0.00

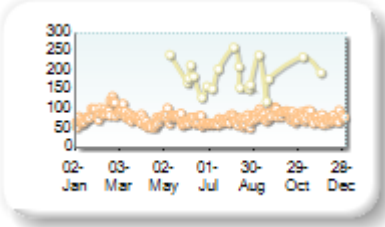
Monthly Spread Trend



25k EUR deal

Rank	Venue	Spread (bps)	Change
1	XMAD	79.17	+0.00
2	CEUX	191.91	+0.00

Monthly Spread Trend



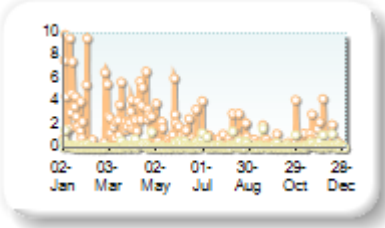
Spreads measure the bid to offer spread of the best visible orders in the book. The result is averaged over the stocks in the index and is based on measurements of the order books every 30 seconds. The value for the spread is quoted in basis points (0.01%).

Book Depths

10BPS Depth (top of book)

Rank	Venue	Depth (1K EUR)	Change
1	XMAD	1.4	+0.0
2	CEUX	0.2	+0.0

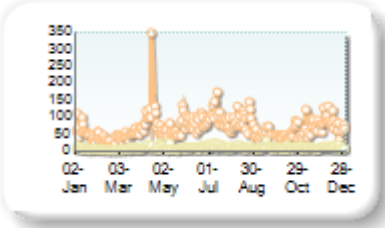
Monthly Depth Trend



50BPS Depth (deeper into book)

Rank	Venue	Depth (1K EUR)	Change
1	XMAD	67.0	+0.0
2	CEUX	8.0	+0.0
3	BATE	0.8	+0.0

Monthly Depth Trend



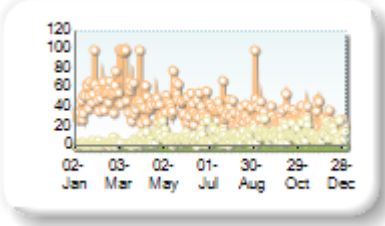
Market depth measures the amount of visible liquidity (bids and offers) in the order book within 10 or 50 BPS of mid price. The result is averaged over the stocks in the index and is based on measurements of the order book every 30 seconds. This is quoted in '000s of EUR.

Best Prices

At touch

Rank	Venue	Best Price (%)	Change
1	XMAD	38.66	-0.40
2	CEUX	8.65	-0.31
3	BATE	0.01	+0.01
4	CHIX	0.00	+0.00

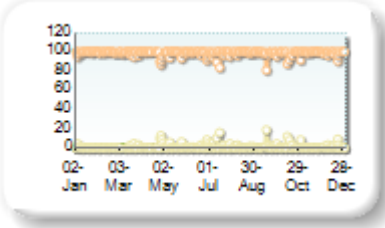
Best Prices Trend



25k EUR deal

Rank	Venue	Best Price (%)	Change
1	XMAD	98.86	+0.00
2	CEUX	1.05	+0.00
3	CHIX	0.00	+0.00
4	BATE	0.00	+0.00

Best Prices Trend

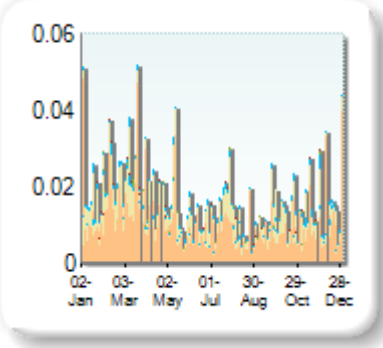


Best Price % measures how often each venue posts an absolute best price (no ties) for stocks. The result is averaged over the stocks in the index and is based on measurements of the order book every 5 seconds.

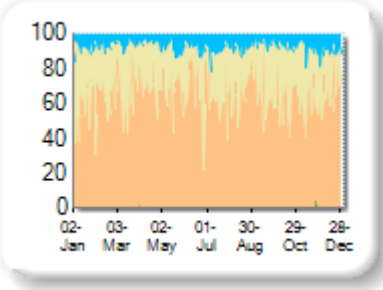
Market Share

Rank	Venue	Market Share	Change
1	XMAD	65.72%	+0.00
2	CEUX	27.47%	+0.00
3	AQEU	6.32%	+0.00
4	BATE	0.42%	+0.00
5	CHIX	0.08%	+0.00
6	AQXE	0.00%	+0.00

Volume Trend



Market Share Trend



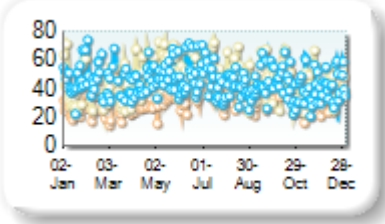
Market share is based on on-book value traded during continuous trading. The share is calculated by averaging over all stocks in the index. The current value shown is for last week and the change is relative to the previous week.

Spreads

At touch

Rank	Venue	Spread (bps)	Change
1	XMAD	34.95	+0.00
2	AQEU	44.65	+0.00
3	CEUX	48.16	+0.00
4	AQXE	501.00	+0.00

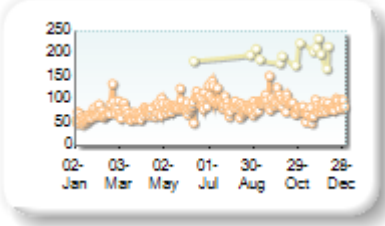
Monthly Spread Trend



25k EUR deal

Rank	Venue	Spread (bps)	Change
1	XMAD	82.88	+0.00
2	CEUX	260.25	+0.00

Monthly Spread Trend



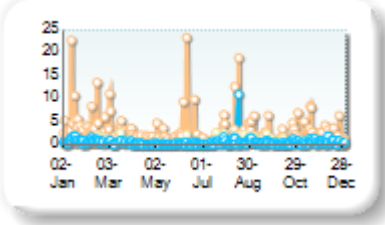
Spreads measure the bid to offer spread of the best visible orders in the book. The result is averaged over the stocks in the index and is based on measurements of the order books every 30 seconds. The value for the spread is quoted in basis points (0.01%).

Book Depths

10BPS Depth (top of book)

Rank	Venue	Depth (1K EUR)	Change
1	XMAD	2.4	+0.0
2	CEUX	0.6	+0.0
3	AQEU	0.6	+0.0

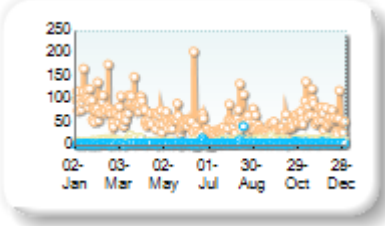
Monthly Depth Trend



50BPS Depth (deeper into book)

Rank	Venue	Depth (1K EUR)	Change
1	XMAD	60.8	+0.0
2	CEUX	9.2	+0.0
3	AQEU	5.7	+0.0

Monthly Depth Trend




Market depth measures the amount of visible liquidity (bids and offers) in the order book within 10 or 50 BPS of mid price. The result is averaged over the stocks in the index and is based on measurements of the order book every 30 seconds. This is quoted in '000s of EUR.

Best Prices

At touch

Rank	Venue	Best Price (%)	Change
1	XMAD	13.98	+2.55
2	AQEU	10.82	+1.58
3	CEUX	5.20	+0.13
4	CHIX	0.00	+0.00
5	BATE	0.00	+0.00
6	AQXE	0.00	+0.00

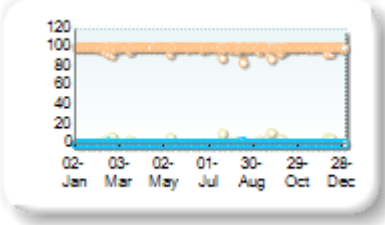
Best Prices Trend



25k EUR deal

Rank	Venue	Best Price (%)	Change
1	XMAD	99.29	+0.00
2	CEUX	0.55	+0.00
3	AQEU	0.04	+0.00
4	CHIX	0.00	+0.00
5	BATE	0.00	+0.00
6	AQXE	0.00	+0.00

Best Prices Trend

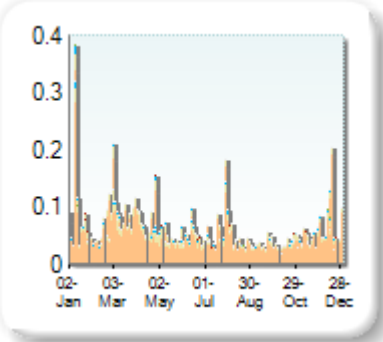


Best Price % measures how often each venue posts an absolute best price (no ties) for stocks. The result is averaged over the stocks in the index and is based on measurements of the order book every 5 seconds.

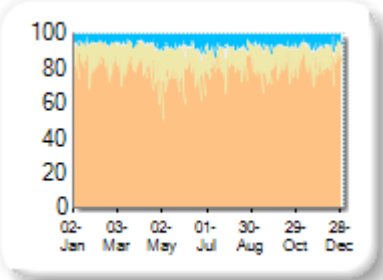
Market Share

Rank	Venue	Market Share	Change
1	XMAD	80.79%	+0.00
2	CEUX	12.86%	+0.00
3	AQEU	5.15%	+0.00
4	TQEX	1.18%	+0.00
5	BATE	0.01%	+0.00
6	CHIX	0.00%	+0.00
7	TRQX	0.00%	+0.00
8	AQXE	0.00%	+0.00

Volume Trend



Market Share Trend



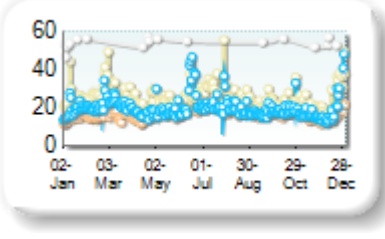
Market share is based on on-book value traded during continuous trading. The share is calculated by averaging over all stocks in the index. The current value shown is for last week and the change is relative to the previous week.

Spreads

At touch

Rank	Venue	Spread (bps)	Change
1	XMAD	17.15	+0.00
2	AQEU	20.57	+0.00
3	CEUX	24.64	+0.00
4	TQEX	69.32	+0.00

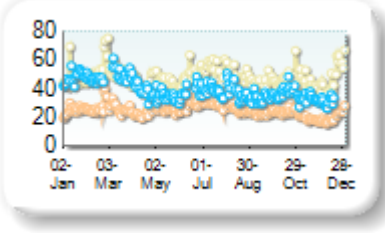
Monthly Spread Trend



25k EUR deal

Rank	Venue	Spread (bps)	Change
1	XMAD	24.90	+0.00
2	AQEU	38.65	+0.00
3	CEUX	47.04	+0.00
4	TQEX	128.00	+0.00

Monthly Spread Trend



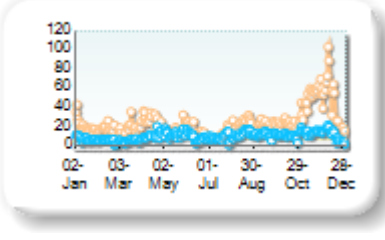
Spreads measure the bid to offer spread of the best visible orders in the book. The result is averaged over the stocks in the index and is based on measurements of the order books every 30 seconds. The value for the spread is quoted in basis points (0.01%).

Book Depths

10BPS Depth (top of book)

Rank	Venue	Depth (1K EUR)	Change
1	XMAD	22.9	+0.0
2	AQEU	10.1	+0.0
3	CEUX	2.8	+0.0
4	BATE	1.6	+0.0
5	TQEX	0.1	+0.0

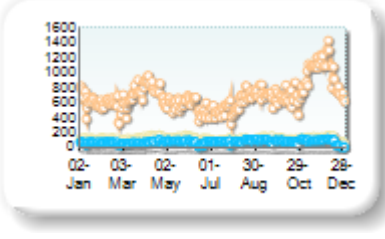
Monthly Depth Trend



50BPS Depth (deeper into book)

Rank	Venue	Depth (1K EUR)	Change
1	XMAD	692.5	+0.0
2	CEUX	119.4	+0.0
3	AQEU	81.2	+0.0
4	BATE	15.7	+0.0
5	TQEX	15.5	+0.0

Monthly Depth Trend



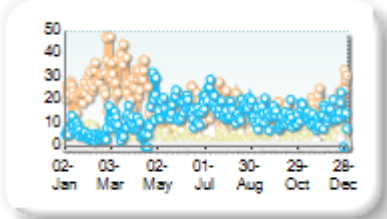
Market depth measures the amount of visible liquidity (bids and offers) in the order book within 10 or 50 BPS of mid price. The result is averaged over the stocks in the index and is based on measurements of the order book every 30 seconds. This is quoted in '000s of EUR.

Best Prices

At touch

Rank	Venue	Best Price (%)	Change
1	XMAD	18.74	+0.71
2	AQEU	12.60	-1.29
3	CEUX	4.40	+0.33
4	TQEX	0.22	+0.01
5	BATE	0.00	+0.00
6	CHIX	0.00	+0.00
7	TRQX	0.00	+0.00
8	AQXE	0.00	+0.00

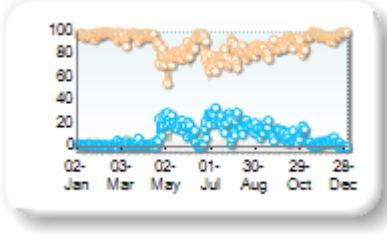
Best Prices Trend



25k EUR deal

Rank	Venue	Best Price (%)	Change
1	XMAD	89.06	+0.00
2	AQEU	9.74	+0.00
3	CEUX	0.97	+0.00
4	TQEX	0.00	+0.00
5	CHIX	0.00	+0.00
6	TRQX	0.00	+0.00
7	BATE	0.00	+0.00
8	AQXE	0.00	+0.00

Best Prices Trend

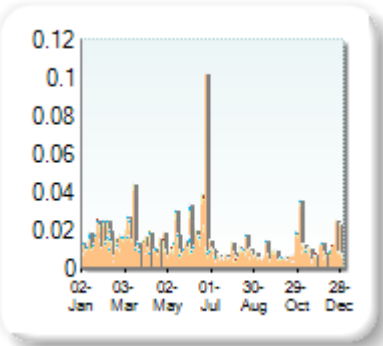


Best Price % measures how often each venue posts an absolute best price (no ties) for stocks. The result is averaged over the stocks in the index and is based on measurements of the order book every 5 seconds.

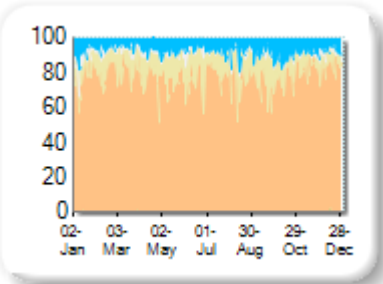
Market Share

Rank	Venue	Market Share	Change
1	XMAD	80.10%	+0.00
2	CEUX	11.33%	+0.00
3	AQEU	6.66%	+0.00
4	TQEX	1.84%	+0.00
5	BATE	0.05%	+0.00
6	CHIX	0.01%	+0.00
7	TRQX	0.00%	+0.00
8	AQXE	0.00%	+0.00

Volume Trend



Market Share Trend



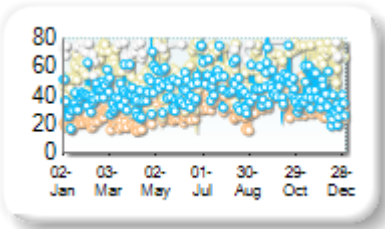
Market share is based on on-book value traded during continuous trading. The share is calculated by averaging over all stocks in the index. The current value shown is for last week and the change is relative to the previous week.

Spreads

At touch

Rank	Venue	Spread (bps)	Change
1	XMAD	29.67	+0.00
2	AQEU	42.75	+0.00
3	CEUX	61.99	+0.00
4	TQEX	104.60	+0.00

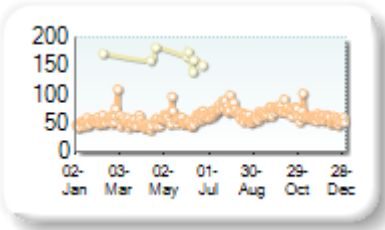
Monthly Spread Trend



25k EUR deal

Rank	Venue	Spread (bps)	Change
1	XMAD	60.64	+0.00
2	CEUX	279.57	+0.00

Monthly Spread Trend



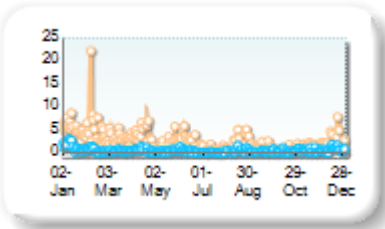
Spreads measure the bid to offer spread of the best visible orders in the book. The result is averaged over the stocks in the index and is based on measurements of the order books every 30 seconds. The value for the spread is quoted in basis points (0.01%).

Book Depths

10BPS Depth (top of book)

Rank	Venue	Depth (1K EUR)	Change
1	XMAD	2.4	+0.0
2	AQEU	0.6	+0.0
3	CEUX	0.2	+0.0
4	TQEX	0.0	+0.0

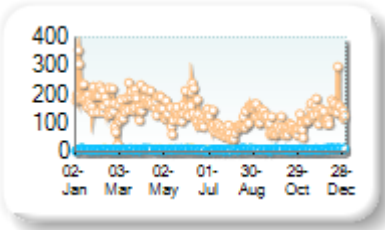
Monthly Depth Trend



50BPS Depth (deeper into book)

Rank	Venue	Depth (1K EUR)	Change
1	XMAD	134.0	+0.0
2	AQEU	8.4	+0.0
3	CEUX	6.5	+0.0
4	TQEX	2.1	+0.0

Monthly Depth Trend



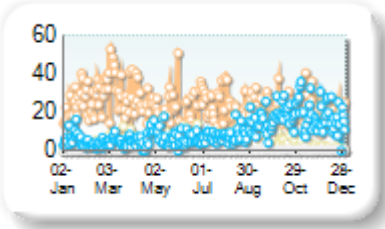
Market depth measures the amount of visible liquidity (bids and offers) in the order book within 10 or 50 BPS of mid price. The result is averaged over the stocks in the index and is based on measurements of the order book every 30 seconds. This is quoted in '000s of EUR.

Best Prices

At touch

Rank	Venue	Best Price (%)	Change
1	XMAD	22.54	+1.14
2	AQEU	9.89	-0.67
3	CEUX	3.65	+0.27
4	TQEX	0.25	+0.06
5	CHIX	0.00	+0.00
6	TRQX	0.00	+0.00
7	BATE	0.00	+0.00
8	AQXE	0.00	+0.00

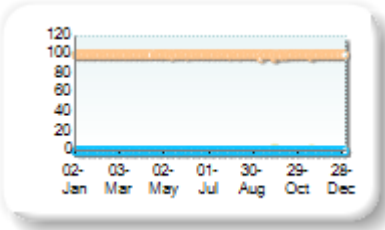
Best Prices Trend



25k EUR deal

Rank	Venue	Best Price (%)	Change
1	XMAD	99.89	+0.00
2	CEUX	0.04	+0.00
3	AQEU	0.01	+0.00
4	CHIX	0.00	+0.00
5	TRQX	0.00	+0.00
6	BATE	0.00	+0.00
7	AQXE	0.00	+0.00
8	TQEX	0.00	+0.00

Best Prices Trend

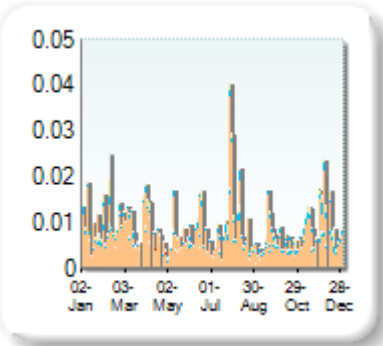


Best Price % measures how often each venue posts an absolute best price (no ties) for stocks. The result is averaged over the stocks in the index and is based on measurements of the order book every 5 seconds.

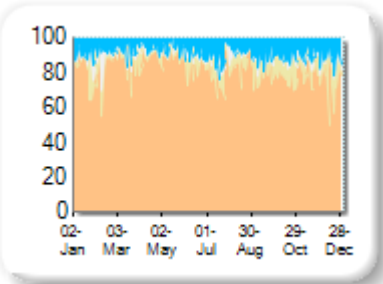
Market Share

Rank	Venue	Market Share	Change
1	XMAD	83.37%	+0.00
2	AQEU	8.29%	+0.00
3	CEUX	6.30%	+0.00
4	TQEX	2.04%	+0.00
5	BATE	0.00%	+0.00
6	CHIX	0.00%	+0.00
7	TRQX	0.00%	+0.00
8	AQXE	0.00%	+0.00

Volume Trend



Market Share Trend



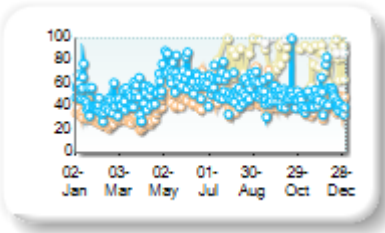
Market share is based on on-book value traded during continuous trading. The share is calculated by averaging over all stocks in the index. The current value shown is for last week and the change is relative to the previous week.

Spreads

At touch

Rank	Venue	Spread (bps)	Change
1	XMAD	42.27	+0.00
2	AQEU	52.49	+0.00
3	TQEX	140.56	+0.00
4	CEUX	162.51	+0.00

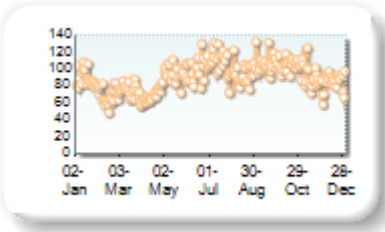
Monthly Spread Trend



25k EUR deal

Rank	Venue	Spread (bps)	Change
1	XMAD	90.39	+0.00
2	CEUX	317.33	+0.00

Monthly Spread Trend



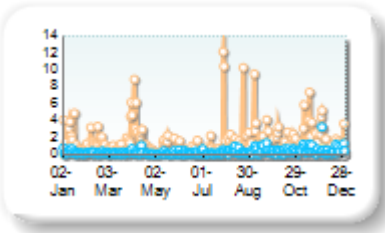
Spreads measure the bid to offer spread of the best visible orders in the book. The result is averaged over the stocks in the index and is based on measurements of the order books every 30 seconds. The value for the spread is quoted in basis points (0.01%).

Book Depths

10BPS Depth (top of book)

Rank	Venue	Depth (1K EUR)	Change
1	XMAD	1.3	+0.0
2	AQEU	0.3	+0.0
3	CEUX	0.1	+0.0
4	TQEX	0.0	+0.0

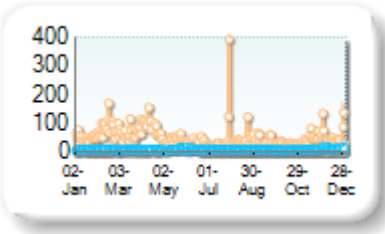
Monthly Depth Trend



50BPS Depth (deeper into book)

Rank	Venue	Depth (1K EUR)	Change
1	XMAD	47.8	+0.0
2	AQEU	7.8	+0.0
3	CEUX	1.7	+0.0
4	TQEX	1.6	+0.0

Monthly Depth Trend



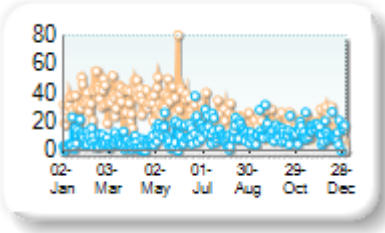
Market depth measures the amount of visible liquidity (bids and offers) in the order book within 10 or 50 BPS of mid price. The result is averaged over the stocks in the index and is based on measurements of the order book every 30 seconds. This is quoted in '000s of EUR.

Best Prices

At touch

Rank	Venue	Best Price (%)	Change
1	XMAD	24.64	+3.93
2	AQEU	10.52	-1.10
3	CEUX	0.38	-0.08
4	TQEX	0.05	+0.01
5	BATE	0.00	0.00
6	CHIX	0.00	+0.00
7	TRQX	0.00	+0.00
8	AQXE	0.00	+0.00

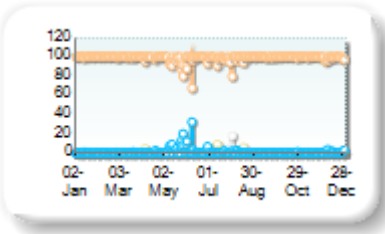
Best Prices Trend



25k EUR deal

Rank	Venue	Best Price (%)	Change
1	XMAD	98.94	+0.00
2	AQEU	0.74	+0.00
3	CEUX	0.12	+0.00
4	TQEX	0.11	+0.00
5	CHIX	0.00	+0.00
6	TRQX	0.00	+0.00
7	BATE	0.00	+0.00
8	AQXE	0.00	+0.00

Best Prices Trend

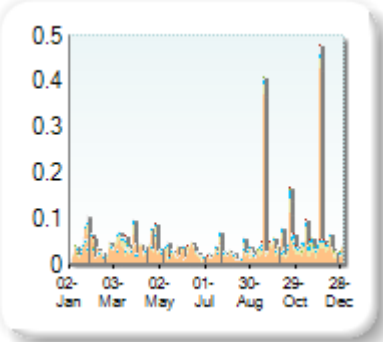


Best Price % measures how often each venue posts an absolute best price (no ties) for stocks. The result is averaged over the stocks in the index and is based on measurements of the order book every 5 seconds.

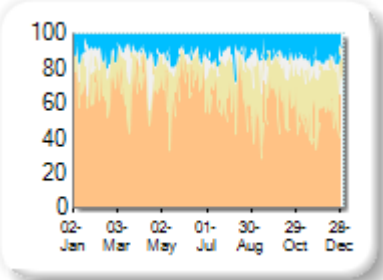
Market Share

Rank	Venue	Market Share	Change
1	XMAD	66.59%	+0.00
2	CEUX	18.13%	+0.00
3	AQEU	9.69%	+0.00
4	TQEX	5.46%	+0.00
5	BATE	0.07%	+0.00
6	CHIX	0.04%	+0.00
7	TRQX	0.02%	+0.00
8	AQXE	0.01%	+0.00

Volume Trend



Market Share Trend



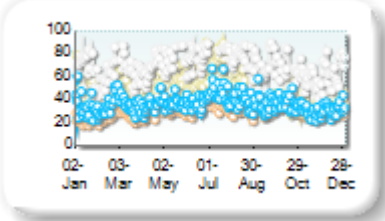
Market share is based on on-book value traded during continuous trading. The share is calculated by averaging over all stocks in the index. The current value shown is for last week and the change is relative to the previous week.

Spreads

At touch

Rank	Venue	Spread (bps)	Change
1	XMAD	30.27	+0.00
2	AQEU	36.52	+0.00
3	CEUX	46.74	+0.00
4	TQEX	72.76	+0.00
5	AQXE	501.00	+0.00

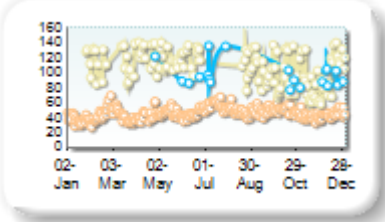
Monthly Spread Trend



25k EUR deal

Rank	Venue	Spread (bps)	Change
1	XMAD	46.51	+0.00
2	AQEU	107.90	+0.00
3	CEUX	136.21	+0.00

Monthly Spread Trend



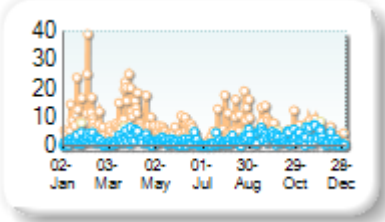
Spreads measure the bid to offer spread of the best visible orders in the book. The result is averaged over the stocks in the index and is based on measurements of the order books every 30 seconds. The value for the spread is quoted in basis points (0.01%).

Book Depths

10BPS Depth (top of book)

Rank	Venue	Depth (1K EUR)	Change
1	XMAD	5.9	+0.0
2	AQEU	2.0	+0.0
3	CEUX	1.1	+0.0
4	TQEX	0.2	+0.0

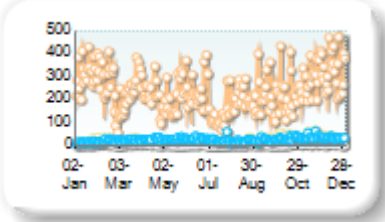
Monthly Depth Trend



50BPS Depth (deeper into book)

Rank	Venue	Depth (1K EUR)	Change
1	XMAD	239.4	+0.0
2	AQEU	27.3	+0.0
3	CEUX	23.4	+0.0
4	TQEX	7.0	+0.0

Monthly Depth Trend



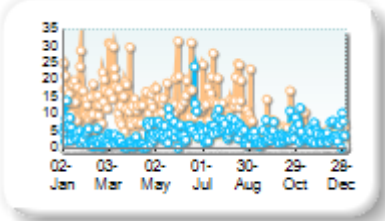
Market depth measures the amount of visible liquidity (bids and offers) in the order book within 10 or 50 BPS of mid price. The result is averaged over the stocks in the index and is based on measurements of the order book every 30 seconds. This is quoted in '000s of EUR.

Best Prices

At touch

Rank	Venue	Best Price (%)	Change
1	XMAD	10.05	+1.20
2	AQEU	3.97	-0.56
3	CEUX	1.04	-0.04
4	TQEX	0.07	+0.00
5	BATE	0.00	+0.00
6	CHIX	0.00	+0.00
7	TRQX	0.00	+0.00
8	AQXE	0.00	+0.00

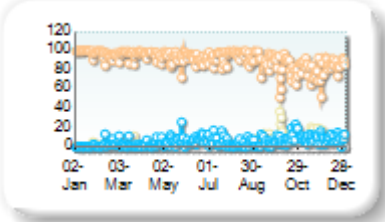
Best Prices Trend



25k EUR deal

Rank	Venue	Best Price (%)	Change
1	XMAD	91.13	+0.00
2	AQEU	5.27	+0.00
3	CEUX	3.15	+0.00
4	TQEX	0.08	+0.00
5	CHIX	0.00	+0.00
6	TRQX	0.00	+0.00
7	BATE	0.00	+0.00
8	AQXE	0.00	+0.00

Best Prices Trend

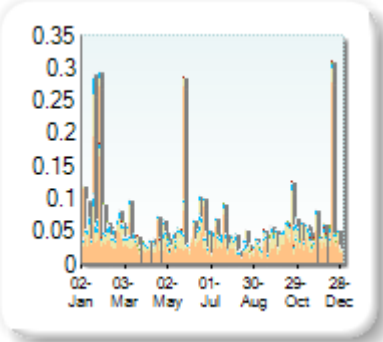


Best Price % measures how often each venue posts an absolute best price (no ties) for stocks. The result is averaged over the stocks in the index and is based on measurements of the order book every 5 seconds.

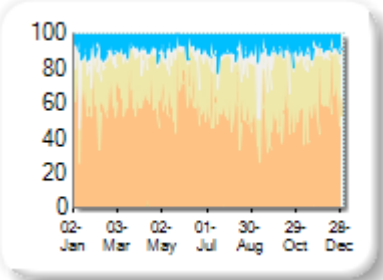
Market Share

Rank	Venue	Market Share	Change
1	XMAD	61.50%	+0.00
2	CEUX	24.23%	+0.00
3	AQEU	8.25%	+0.00
4	TQEX	5.82%	+0.00
5	BATE	0.11%	+0.00
6	CHIX	0.04%	+0.00
7	TRQX	0.04%	+0.00
8	AQXE	0.00%	+0.00

Volume Trend



Market Share Trend



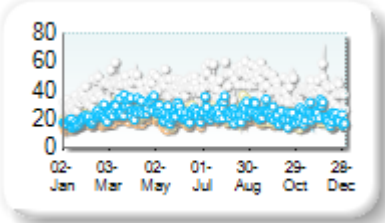
Market share is based on on-book value traded during continuous trading. The share is calculated by averaging over all stocks in the index. The current value shown is for last week and the change is relative to the previous week.

Spreads

At touch

Rank	Venue	Spread (bps)	Change
1	XMAD	19.12	+0.00
2	CEUX	22.71	+0.00
3	AQEU	23.47	+0.00
4	TQEX	42.58	+0.00
5	CHIX	501.00	+0.00

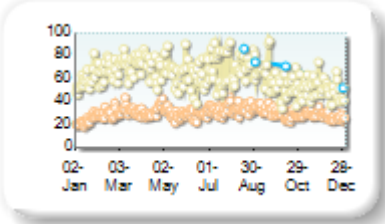
Monthly Spread Trend



25k EUR deal

Rank	Venue	Spread (bps)	Change
1	XMAD	30.37	+0.00
2	CEUX	63.77	+0.00
3	AQEU	146.42	+0.00

Monthly Spread Trend



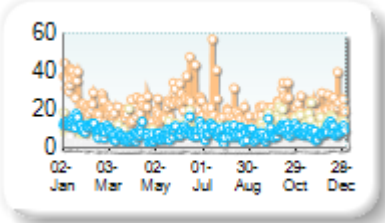
Spreads measure the bid to offer spread of the best visible orders in the book. The result is averaged over the stocks in the index and is based on measurements of the order books every 30 seconds. The value for the spread is quoted in basis points (0.01%).

Book Depths

10BPS Depth (top of book)

Rank	Venue	Depth (1K EUR)	Change
1	XMAD	19.9	+0.0
2	AQEU	8.4	+0.0
3	CEUX	8.1	+0.0
4	BATE	3.0	+0.0
5	TQEX	1.0	+0.0

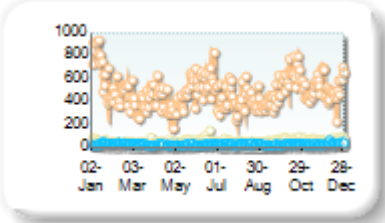
Monthly Depth Trend



50BPS Depth (deeper into book)

Rank	Venue	Depth (1K EUR)	Change
1	XMAD	489.7	+0.0
2	CEUX	56.5	+0.0
3	AQEU	32.1	+0.0
4	TQEX	12.9	+0.0
5	BATE	2.6	+0.0

Monthly Depth Trend



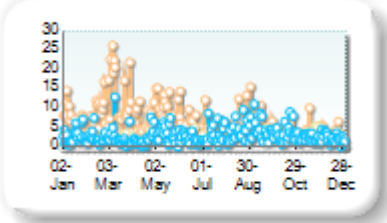
Market depth measures the amount of visible liquidity (bids and offers) in the order book within 10 or 50 BPS of mid price. The result is averaged over the stocks in the index and is based on measurements of the order book every 30 seconds. This is quoted in '000s of EUR.

Best Prices

At touch

Rank	Venue	Best Price (%)	Change
1	XMAD	5.64	+0.99
2	AQEU	2.81	-0.13
3	CEUX	1.66	+0.10
4	TQEX	0.11	0.00
5	BATE	0.00	0.00
6	CHIX	0.00	+0.00
7	TRQX	0.00	+0.00
8	AQXE	0.00	+0.00

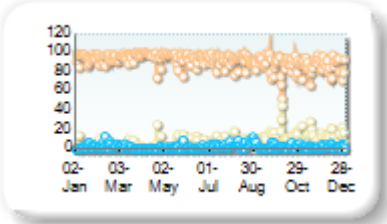
Best Prices Trend



25k EUR deal

Rank	Venue	Best Price (%)	Change
1	XMAD	91.96	+0.00
2	CEUX	5.83	+0.00
3	AQEU	2.07	+0.00
4	TQEX	0.02	+0.00
5	CHIX	0.00	+0.00
6	TRQX	0.00	+0.00
7	BATE	0.00	+0.00
8	AQXE	0.00	+0.00

Best Prices Trend

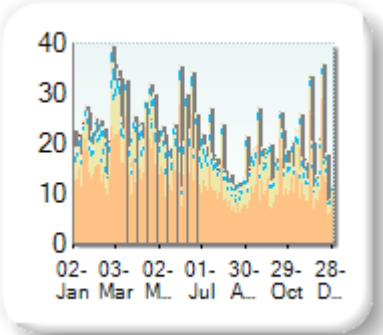


Best Price % measures how often each venue posts an absolute best price (no ties) for stocks. The result is averaged over the stocks in the index and is based on measurements of the order book every 5 seconds.

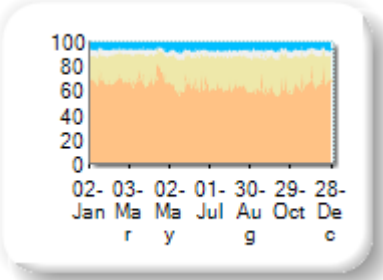
Market Share

Rank	Venue	Market Share	Change
1	XMAD	66.86%	+0.00
2	CEUX	22.61%	+0.00
3	AQEU	5.54%	+0.00
4	TQEX	4.70%	+0.00
5	BATE	0.14%	+0.00
6	CHIX	0.08%	+0.00
7	TRQX	0.07%	+0.00
8	AQXE	0.01%	+0.00

Volume Trend



Market Share Trend



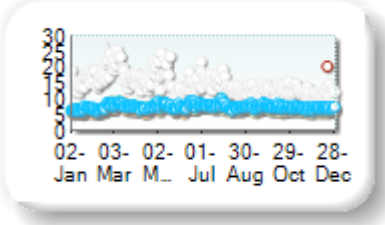
Market share is based on on-book value traded during continuous trading. The share is calculated by averaging over all stocks in the index. The current value shown is for last week and the change is relative to the previous week.

Spreads

At touch

Rank	Venue	Spread (bps)	Change
1	XMAD	6.79	+0.00
2	CEUX	6.95	+0.00
3	AQEU	7.41	+0.00
4	TQEX	14.58	+0.00
5	BATE	178.40	+0.00
6	CHIX	222.99	+0.00
7	AQXE	476.82	+0.00
8	TRQX	489.81	+0.00

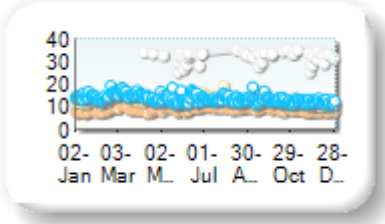
Monthly Spread Trend



25k EUR deal

Rank	Venue	Spread (bps)	Change
1	XMAD	9.13	+0.00
2	CEUX	12.93	+0.00
3	AQEU	13.58	+0.00
4	TQEX	42.67	+0.00
5	BATE	304.32	+0.00
6	CHIX	409.87	+0.00

Monthly Spread Trend



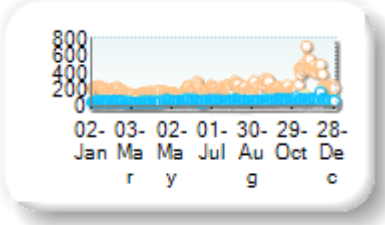
Spreads measure the bid to offer spread of the best visible orders in the book. The result is averaged over the stocks in the index and is based on measurements of the order books every 30 seconds. The value for the spread is quoted in basis points (0.01%).

Book Depths

10BPS Depth (top of book)

Rank	Venue	Depth (1K EUR)	Change
1	XMAD	208.5	+0.0
2	CEUX	56.8	+0.0
3	AQEU	54.1	+0.0
4	TQEX	10.2	+0.0
5	TRQX	4.5	+0.0
6	BATE	4.2	+0.0
7	CHIX	2.4	+0.0
8	AQXE	0.2	+0.0

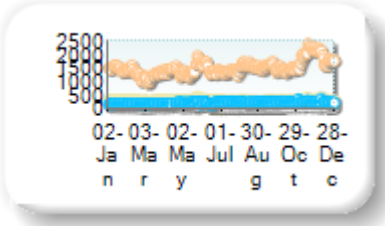
Monthly Depth Trend



50BPS Depth (deeper into book)

Rank	Venue	Depth (1K EUR)	Change
1	XMAD	1,504.6	+0.0
2	CEUX	295.7	+0.0
3	AQEU	202.7	+0.0
4	TQEX	70.5	+0.0
5	BATE	11.1	+0.0
6	CHIX	8.0	+0.0
7	TRQX	6.7	+0.0
8	AQXE	0.4	+0.0

Monthly Depth Trend



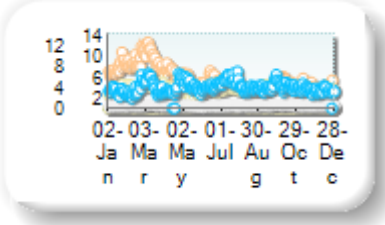
Market depth measures the amount of visible liquidity (bids and offers) in the order book within 10 or 50 BPS of mid price. The result is averaged over the stocks in the index and is based on measurements of the order book every 30 seconds. This is quoted in '000s of EUR.

Best Prices

At touch

Rank	Venue	Best Price (%)	Change
1	XMAD	5.49	+0.18
2	AQEU	3.95	-0.17
3	CEUX	3.69	+0.01
4	TQEX	0.48	+0.01
5	BATE	0.03	-0.01
6	TRQX	0.01	+0.00
7	CHIX	0.00	0.00
8	AQXE	0.00	0.00

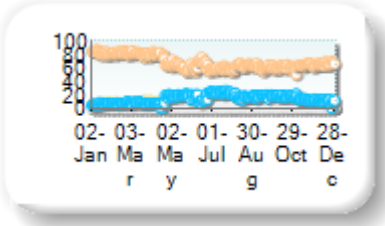
Best Prices Trend



25k EUR deal

Rank	Venue	Best Price (%)	Change
1	XMAD	67.76	+0.00
2	AQEU	13.49	+0.00
3	CEUX	10.37	+0.00
4	TQEX	0.14	+0.00
5	BATE	0.00	+0.00
6	TRQX	0.00	+0.00
7	CHIX	0.00	+0.00
8	AQXE	0.00	+0.00

Best Prices Trend

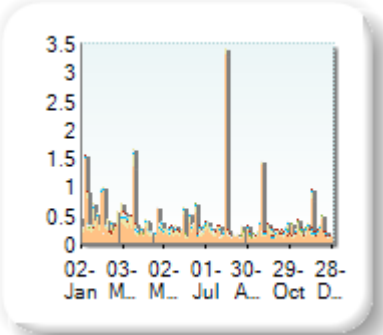


Best Price % measures how often each venue posts an absolute best price (no ties) for stocks. The result is averaged over the stocks in the index and is based on measurements of the order book every 5 seconds.

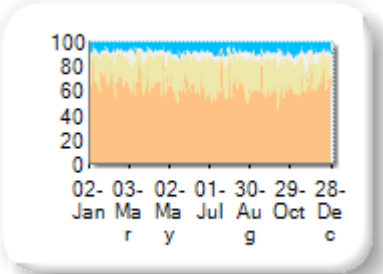
Market Share

Rank	Venue	Market Share	Change
1	XMAD	69.34%	+0.00
2	CEUX	20.06%	+0.00
3	AQEU	5.81%	+0.00
4	TQEX	4.64%	+0.00
5	BATE	0.08%	+0.00
6	CHIX	0.05%	+0.00
7	TRQX	0.03%	+0.00
8	AQXE	0.00%	+0.00

Volume Trend



Market Share Trend



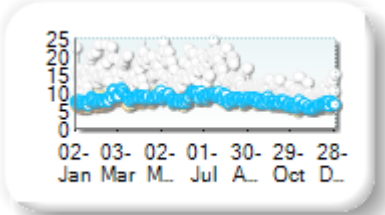
Market share is based on on-book value traded during continuous trading. The share is calculated by averaging over all stocks in the index. The current value shown is for last week and the change is relative to the previous week.

Spreads

At touch

Rank	Venue	Spread (bps)	Change
1	CEUX	7.86	+0.00
2	XMAD	7.92	+0.00
3	AQEU	8.12	+0.00
4	TQEX	14.60	+0.00
5	BATE	212.22	+0.00
6	AQXE	500.87	+0.00


Monthly Spread Trend



25k EUR deal

Rank	Venue	Spread (bps)	Change
1	XMAD	10.87	+0.00
2	CEUX	16.83	+0.00
3	AQEU	16.88	+0.00
4	TQEX	53.19	+0.00
5	BATE	248.31	+0.00

Monthly Spread Trend



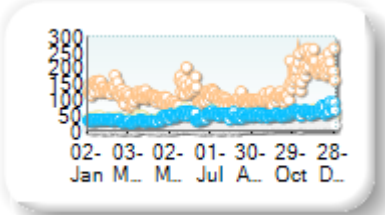
Spreads measure the bid to offer spread of the best visible orders in the book. The result is averaged over the stocks in the index and is based on measurements of the order books every 30 seconds. The value for the spread is quoted in basis points (0.01%).

Book Depths

10BPS Depth (top of book)

Rank	Venue	Depth (1K EUR)	Change
1	XMAD	126.8	+0.0
2	AQEU	46.0	+0.0
3	CEUX	40.8	+0.0
4	TQEX	11.5	+0.0
5	BATE	6.5	+0.0
6	AQXE	0.3	+0.0

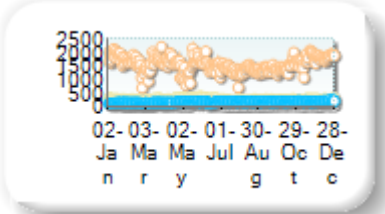
Monthly Depth Trend



50BPS Depth (deeper into book)

Rank	Venue	Depth (1K EUR)	Change
1	XMAD	1,551.1	+0.0
2	CEUX	230.7	+0.0
3	AQEU	148.5	+0.0
4	TQEX	60.3	+0.0
5	BATE	17.1	+0.0
6	CHIX	10.4	+0.0
7	AQXE	0.3	+0.0

Monthly Depth Trend



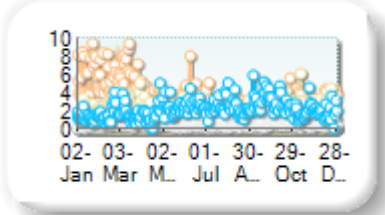
Market depth measures the amount of visible liquidity (bids and offers) in the order book within 10 or 50 BPS of mid price. The result is averaged over the stocks in the index and is based on measurements of the order book every 30 seconds. This is quoted in '000s of EUR.

Best Prices

At touch

Rank	Venue	Best Price (%)	Change
1	XMAD	3.24	+0.13
2	CEUX	2.20	-0.12
3	AQEU	2.05	-0.18
4	TQEX	0.39	+0.01
5	BATE	0.02	0.00
6	CHIX	0.00	+0.00
7	TRQX	0.00	+0.00
8	AQXE	0.00	+0.00

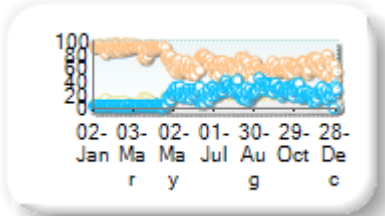
Best Prices Trend



25k EUR deal

Rank	Venue	Best Price (%)	Change
1	XMAD	69.88	+0.00
2	AQEU	17.66	+0.00
3	CEUX	8.69	+0.00
4	TQEX	0.08	+0.00
5	BATE	0.00	+0.00
6	CHIX	0.00	+0.00
7	TRQX	0.00	+0.00
8	AQXE	0.00	+0.00

Best Prices Trend

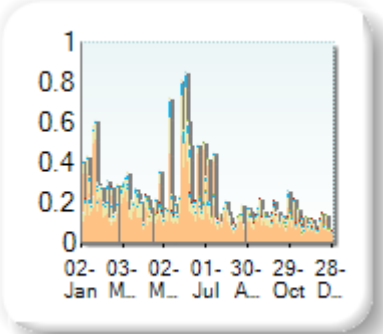


Best Price % measures how often each venue posts an absolute best price (no ties) for stocks. The result is averaged over the stocks in the index and is based on measurements of the order book every 5 seconds.

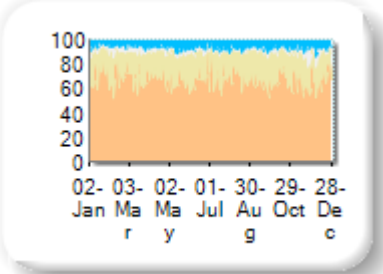
Market Share

Rank	Venue	Market Share	Change
1	XMAD	69.00%	+0.00
2	CEUX	22.03%	+0.00
3	AQEU	5.94%	+0.00
4	TQEX	2.88%	+0.00
5	BATE	0.08%	+0.00
6	CHIX	0.05%	+0.00
7	TRQX	0.02%	+0.00
8	AQXE	0.00%	+0.00

Volume Trend



Market Share Trend



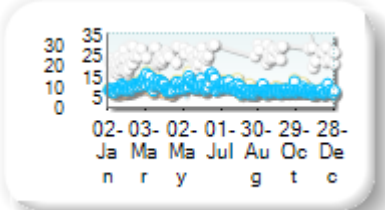
Market share is based on on-book value traded during continuous trading. The share is calculated by averaging over all stocks in the index. The current value shown is for last week and the change is relative to the previous week.

Spreads

At touch

Rank	Venue	Spread (bps)	Change
1	XMAD	8.82	+0.00
2	AQEU	9.39	+0.00
3	CEUX	9.65	+0.00
4	TQEX	35.83	+0.00

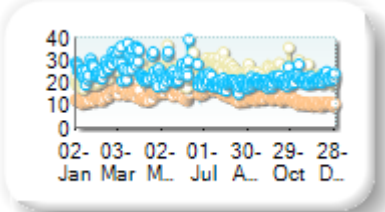
Monthly Spread Trend



25k EUR deal

Rank	Venue	Spread (bps)	Change
1	XMAD	14.18	+0.00
2	AQEU	23.72	+0.00
3	CEUX	24.59	+0.00
4	TQEX	95.60	+0.00

Monthly Spread Trend



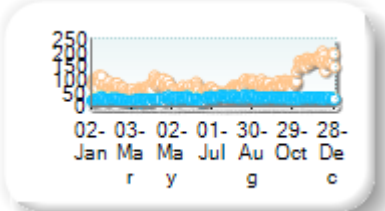
Spreads measure the bid to offer spread of the best visible orders in the book. The result is averaged over the stocks in the index and is based on measurements of the order books every 30 seconds. The value for the spread is quoted in basis points (0.01%).

Book Depths

10BPS Depth (top of book)

Rank	Venue	Depth (1K EUR)	Change
1	XMAD	84.0	+0.0
2	AQEU	27.3	+0.0
3	CEUX	22.3	+0.0
4	TQEX	1.7	+0.0
5	AQXE	0.2	+0.0
6	BATE	0.1	+0.0

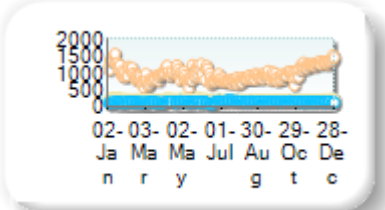
Monthly Depth Trend



50BPS Depth (deeper into book)

Rank	Venue	Depth (1K EUR)	Change
1	XMAD	964.8	+0.0
2	CEUX	185.7	+0.0
3	AQEU	123.2	+0.0
4	TQEX	28.0	+0.0
5	BATE	3.8	+0.0
6	CHIX	0.8	+0.0
7	AQXE	0.2	+0.0

Monthly Depth Trend



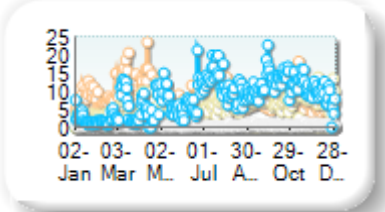
Market depth measures the amount of visible liquidity (bids and offers) in the order book within 10 or 50 BPS of mid price. The result is averaged over the stocks in the index and is based on measurements of the order book every 30 seconds. This is quoted in '000s of EUR.

Best Prices

At touch

Rank	Venue	Best Price (%)	Change
1	AQEU	8.28	-0.98
2	XMAD	8.18	+1.47
3	CEUX	5.94	-0.08
4	TQEX	0.45	+0.01
5	BATE	0.00	0.00
6	AQXE	0.00	0.00
7	CHIX	0.00	+0.00
8	TRQX	0.00	+0.00

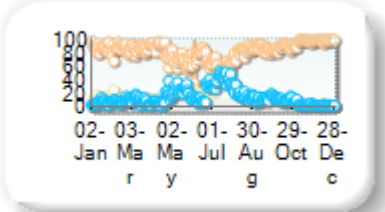
Best Prices Trend



25k EUR deal

Rank	Venue	Best Price (%)	Change
1	XMAD	82.80	+0.00
2	AQEU	12.31	+0.00
3	CEUX	4.44	+0.00
4	TQEX	0.01	+0.00
5	CHIX	0.00	+0.00
6	TRQX	0.00	+0.00
7	BATE	0.00	+0.00
8	AQXE	0.00	+0.00

Best Prices Trend

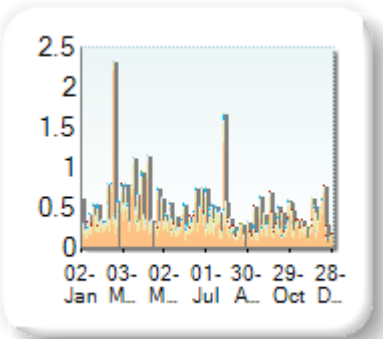


Best Price % measures how often each venue posts an absolute best price (no ties) for stocks. The result is averaged over the stocks in the index and is based on measurements of the order book every 5 seconds.

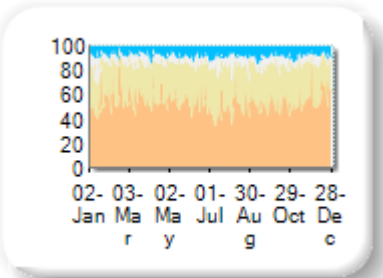
Market Share

Rank	Venue	Market Share	Change
1	XMAD	58.16%	+0.00
2	CEUX	28.51%	+0.00
3	TQEX	6.82%	+0.00
4	AQEU	6.18%	+0.00
5	BATE	0.17%	+0.00
6	CHIX	0.09%	+0.00
7	TRQX	0.07%	+0.00
8	AQXE	0.00%	+0.00

Volume Trend



Market Share Trend



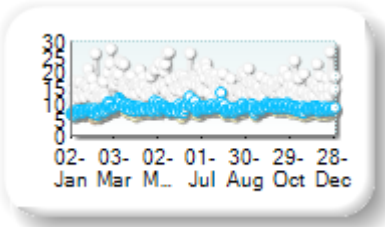
Market share is based on on-book value traded during continuous trading. The share is calculated by averaging over all stocks in the index. The current value shown is for last week and the change is relative to the previous week.

Spreads

At touch

Rank	Venue	Spread (bps)	Change
1	CEUX	7.99	+0.00
2	XMAD	8.53	+0.00
3	AQEU	8.76	+0.00
4	TQEX	16.36	+0.00
5	BATE	352.42	+0.00

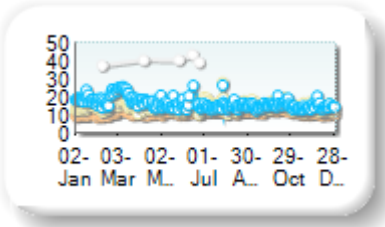
Monthly Spread Trend



25k EUR deal

Rank	Venue	Spread (bps)	Change
1	XMAD	11.39	+0.00
2	CEUX	14.88	+0.00
3	AQEU	16.32	+0.00
4	TQEX	59.38	+0.00

Monthly Spread Trend



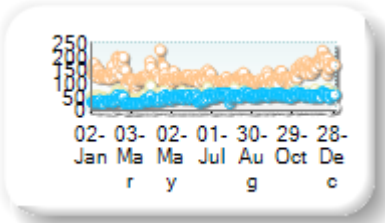
Spreads measure the bid to offer spread of the best visible orders in the book. The result is averaged over the stocks in the index and is based on measurements of the order books every 30 seconds. The value for the spread is quoted in basis points (0.01%).

Book Depths

10BPS Depth (top of book)

Rank	Venue	Depth (1K EUR)	Change
1	XMAD	126.2	+0.0
2	CEUX	50.4	+0.0
3	AQEU	46.6	+0.0
4	TQEX	8.3	+0.0
5	CHIX	1.8	+0.0
6	BATE	0.5	+0.0

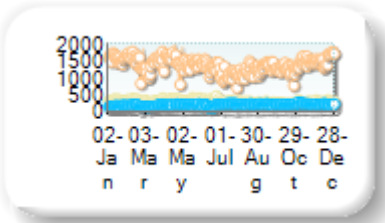
Monthly Depth Trend



50BPS Depth (deeper into book)

Rank	Venue	Depth (1K EUR)	Change
1	XMAD	1,365.8	+0.0
2	CEUX	276.0	+0.0
3	AQEU	178.7	+0.0
4	TQEX	69.4	+0.0
5	BATE	4.2	+0.0
6	CHIX	2.7	+0.0

Monthly Depth Trend



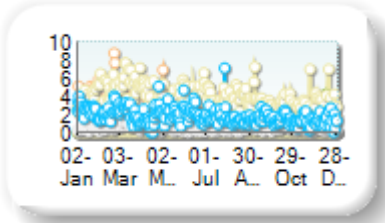
Market depth measures the amount of visible liquidity (bids and offers) in the order book within 10 or 50 BPS of mid price. The result is averaged over the stocks in the index and is based on measurements of the order book every 30 seconds. This is quoted in '000s of EUR.

Best Prices

At touch

Rank	Venue	Best Price (%)	Change
1	CEUX	3.75	+0.04
2	XMAD	2.27	-0.15
3	AQEU	1.79	-0.06
4	TQEX	0.55	-0.02
5	BATE	0.06	-0.04
6	CHIX	0.00	0.00
7	TRQX	0.00	+0.00
8	AQXE	0.00	+0.00

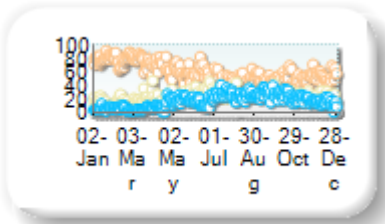
Best Prices Trend



25k EUR deal

Rank	Venue	Best Price (%)	Change
1	XMAD	58.57	+0.00
2	CEUX	18.94	+0.00
3	AQEU	16.25	+0.00
4	TQEX	0.15	+0.00
5	CHIX	0.00	+0.00
6	TRQX	0.00	+0.00
7	BATE	0.00	+0.00
8	AQXE	0.00	+0.00

Best Prices Trend

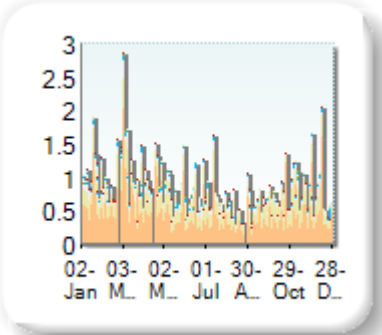


Best Price % measures how often each venue posts an absolute best price (no ties) for stocks. The result is averaged over the stocks in the index and is based on measurements of the order book every 5 seconds.

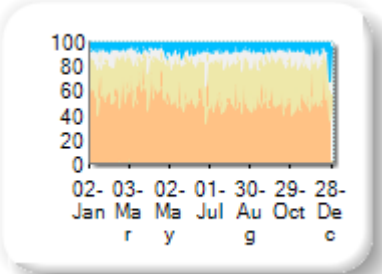
Market Share

Rank	Venue	Market Share	Change
1	XMAD	56.55%	+0.00
2	CEUX	28.61%	+0.00
3	TQEX	8.13%	+0.00
4	AQEU	6.19%	+0.00
5	TRQX	0.23%	+0.00
6	BATE	0.19%	+0.00
7	CHIX	0.10%	+0.00
8	AQXE	0.01%	+0.00

Volume Trend



Market Share Trend



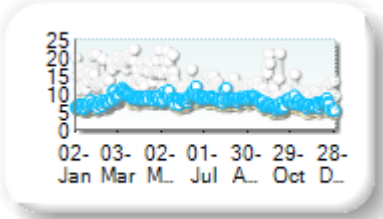
Market share is based on on-book value traded during continuous trading. The share is calculated by averaging over all stocks in the index. The current value shown is for last week and the change is relative to the previous week.

Spreads

At touch

Rank	Venue	Spread (bps)	Change
1	CEUX	7.27	+0.00
2	XMAD	7.89	+0.00
3	AQEU	8.12	+0.00
4	TQEX	13.61	+0.00
5	BATE	210.85	+0.00

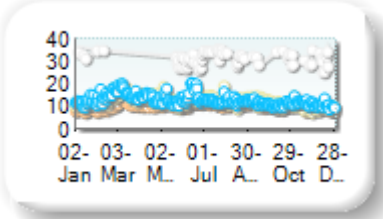
Monthly Spread Trend



25k EUR deal

Rank	Venue	Spread (bps)	Change
1	XMAD	10.10	+0.00
2	CEUX	12.26	+0.00
3	AQEU	12.67	+0.00
4	TQEX	46.77	+0.00

Monthly Spread Trend



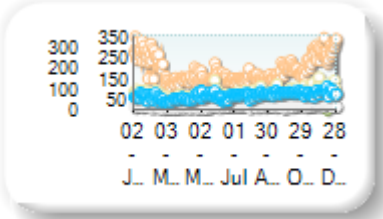
Spreads measure the bid to offer spread of the best visible orders in the book. The result is averaged over the stocks in the index and is based on measurements of the order books every 30 seconds. The value for the spread is quoted in basis points (0.01%).

Book Depths

10BPS Depth (top of book)

Rank	Venue	Depth (1K EUR)	Change
1	XMAD	185.4	+0.0
2	CEUX	74.2	+0.0
3	AQEU	67.9	+0.0
4	TQEX	17.4	+0.0
5	BATE	2.9	+0.0
6	CHIX	1.9	+0.0
7	AQXE	0.2	+0.0

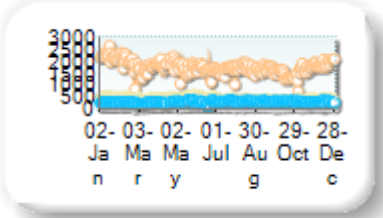
Monthly Depth Trend



50BPS Depth (deeper into book)

Rank	Venue	Depth (1K EUR)	Change
1	XMAD	1,725.7	+0.0
2	CEUX	391.6	+0.0
3	AQEU	268.2	+0.0
4	TQEX	97.5	+0.0
5	BATE	12.3	+0.0
6	CHIX	3.2	+0.0
7	AQXE	0.4	+0.0

Monthly Depth Trend



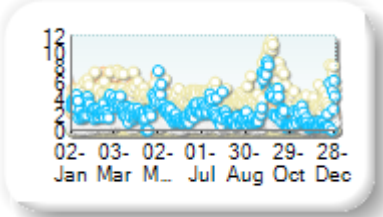
Market depth measures the amount of visible liquidity (bids and offers) in the order book within 10 or 50 BPS of mid price. The result is averaged over the stocks in the index and is based on measurements of the order book every 30 seconds. This is quoted in '000s of EUR.

Best Prices

At touch

Rank	Venue	Best Price (%)	Change
1	CEUX	4.44	+0.27
2	XMAD	2.71	+0.14
3	AQEU	2.29	+0.00
4	TQEX	0.61	+0.05
5	BATE	0.01	+0.00
6	CHIX	0.00	0.00
7	TRQX	0.00	+0.00
8	AQXE	0.00	+0.00

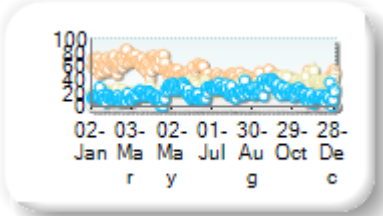
Best Prices Trend



25k EUR deal

Rank	Venue	Best Price (%)	Change
1	XMAD	46.80	+0.00
2	CEUX	21.65	+0.00
3	AQEU	18.99	+0.00
4	TQEX	0.46	+0.00
5	BATE	0.00	+0.00
6	CHIX	0.00	+0.00
7	TRQX	0.00	+0.00
8	AQXE	0.00	+0.00

Best Prices Trend

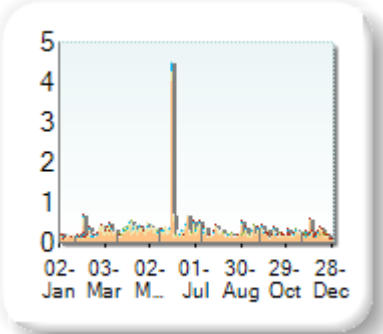


Best Price % measures how often each venue posts an absolute best price (no ties) for stocks. The result is averaged over the stocks in the index and is based on measurements of the order book every 5 seconds.

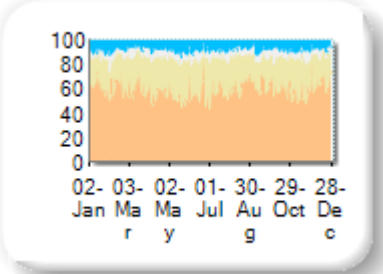
Market Share

Rank	Venue	Market Share	Change
1	XMAD	61.94%	+0.00
2	CEUX	25.18%	+0.00
3	AQEU	7.36%	+0.00
4	TQEX	5.36%	+0.00
5	BATE	0.09%	+0.00
6	TRQX	0.04%	+0.00
7	CHIX	0.04%	+0.00
8	AQXE	0.00%	+0.00

Volume Trend



Market Share Trend



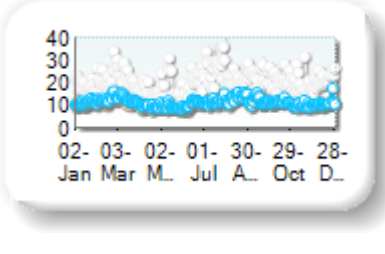
Market share is based on on-book value traded during continuous trading. The share is calculated by averaging over all stocks in the index. The current value shown is for last week and the change is relative to the previous week.

Spreads

At touch

Rank	Venue	Spread (bps)	Change
1	XMAD	10.83	+0.00
2	CEUX	11.08	+0.00
3	AQEU	11.30	+0.00
4	TQEX	20.29	+0.00
5	BATE	116.42	+0.00

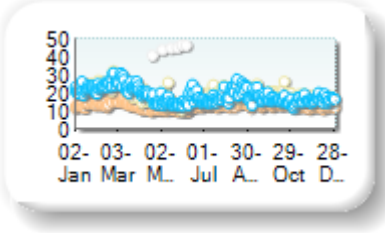
Monthly Spread Trend



25k EUR deal

Rank	Venue	Spread (bps)	Change
1	XMAD	13.08	+0.00
2	AQEU	18.58	+0.00
3	CEUX	18.98	+0.00
4	TQEX	77.17	+0.00

Monthly Spread Trend




Spreads measure the bid to offer spread of the best visible orders in the book. The result is averaged over the stocks in the index and is based on measurements of the order books every 30 seconds. The value for the spread is quoted in basis points (0.01%).

Book Depths

10BPS Depth (top of book)

Rank	Venue	Depth (1K EUR)	Change
1	XMAD	90.6	+0.0
2	AQEU	41.7	+0.0
3	CEUX	39.2	+0.0
4	TQEX	8.2	+0.0
5	CHIX	1.2	+0.0
6	BATE	1.0	+0.0

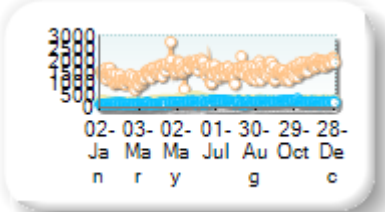
Monthly Depth Trend



50BPS Depth (deeper into book)

Rank	Venue	Depth (1K EUR)	Change
1	XMAD	1,512.2	+0.0
2	CEUX	233.2	+0.0
3	AQEU	181.8	+0.0
4	TQEX	47.9	+0.0
5	BATE	9.7	+0.0
6	CHIX	5.2	+0.0

Monthly Depth Trend



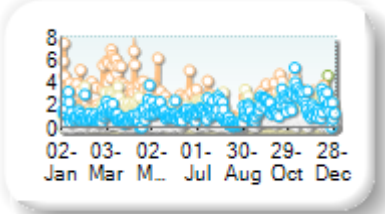
Market depth measures the amount of visible liquidity (bids and offers) in the order book within 10 or 50 BPS of mid price. The result is averaged over the stocks in the index and is based on measurements of the order book every 30 seconds. This is quoted in '000s of EUR.

Best Prices

At touch

Rank	Venue	Best Price (%)	Change
1	XMAD	2.39	0.00
2	CEUX	1.49	+0.12
3	AQEU	1.38	-0.10
4	TQEX	0.32	+0.02
5	BATE	0.04	-0.02
6	CHIX	0.00	+0.00
7	TRQX	0.00	+0.00
8	AQXE	0.00	+0.00

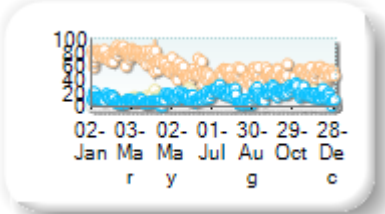
Best Prices Trend



25k EUR deal

Rank	Venue	Best Price (%)	Change
1	XMAD	54.19	+0.00
2	AQEU	13.83	+0.00
3	CEUX	8.52	+0.00
4	TQEX	0.18	+0.00
5	BATE	0.00	+0.00
6	CHIX	0.00	+0.00
7	TRQX	0.00	+0.00
8	AQXE	0.00	+0.00

Best Prices Trend

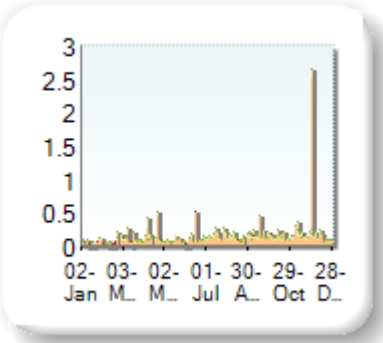


Best Price % measures how often each venue posts an absolute best price (no ties) for stocks. The result is averaged over the stocks in the index and is based on measurements of the order book every 5 seconds.

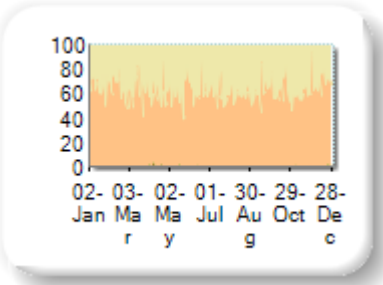
Market Share

Rank	Venue	Market Share	Change
1	XMAD	64.83%	+0.00
2	CEUX	34.43%	+0.00
3	CHIX	0.46%	+0.00
4	BATE	0.28%	+0.00

Volume Trend



Market Share Trend



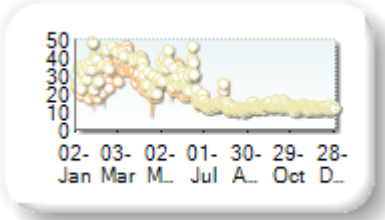
Market share is based on on-book value traded during continuous trading. The share is calculated by averaging over all stocks in the index. The current value shown is for last week and the change is relative to the previous week.

Spreads

At touch

Rank	Venue	Spread (bps)	Change
1	XMAD	20.47	+0.00
2	CEUX	26.08	+0.00
3	BATE	130.35	+0.00
4	CHIX	488.32	+0.00

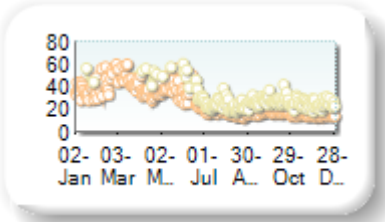
Monthly Spread Trend



25k EUR deal

Rank	Venue	Spread (bps)	Change
1	XMAD	28.57	+0.00
2	CEUX	42.85	+0.00

Monthly Spread Trend



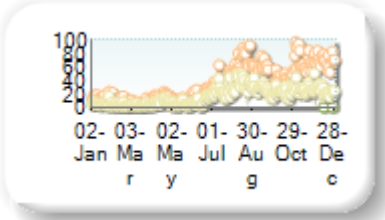
Spreads measure the bid to offer spread of the best visible orders in the book. The result is averaged over the stocks in the index and is based on measurements of the order books every 30 seconds. The value for the spread is quoted in basis points (0.01%).

Book Depths

10BPS Depth (top of book)

Rank	Venue	Depth (1K EUR)	Change
1	XMAD	33.4	+0.0
2	CEUX	15.7	+0.0
3	CHIX	1.4	+0.0
4	BATE	1.2	+0.0

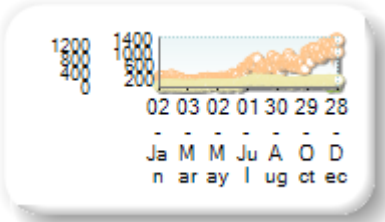
Monthly Depth Trend



50BPS Depth (deeper into book)

Rank	Venue	Depth (1K EUR)	Change
1	XMAD	509.0	+0.0
2	CEUX	96.8	+0.0
3	BATE	4.7	+0.0
4	CHIX	4.6	+0.0

Monthly Depth Trend



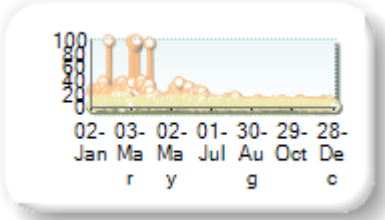
Market depth measures the amount of visible liquidity (bids and offers) in the order book within 10 or 50 BPS of mid price. The result is averaged over the stocks in the index and is based on measurements of the order book every 30 seconds. This is quoted in '000s of EUR.

Best Prices

At touch

Rank	Venue	Best Price (%)	Change
1	XMAD	14.77	-0.51
2	CEUX	5.32	-0.12
3	CHIX	0.20	-0.10
4	BATE	0.11	-0.05

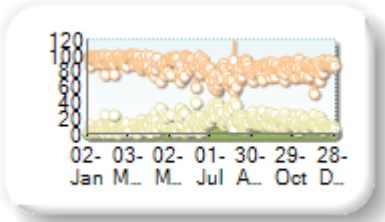
Best Prices Trend



25k EUR deal

Rank	Venue	Best Price (%)	Change
1	XMAD	85.19	+0.00
2	CEUX	13.22	+0.00
3	CHIX	0.00	+0.00
4	BATE	0.00	+0.00

Best Prices Trend

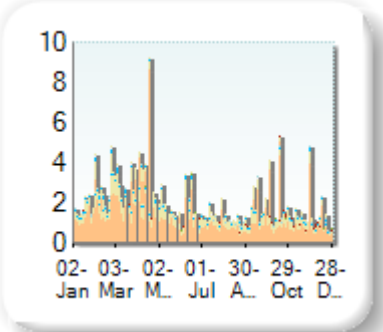


Best Price % measures how often each venue posts an absolute best price (no ties) for stocks. The result is averaged over the stocks in the index and is based on measurements of the order book every 5 seconds.

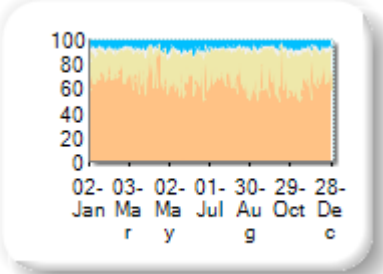
Market Share

Rank	Venue	Market Share	Change
1	XMAD	69.05%	+0.00
2	CEUX	22.86%	+0.00
3	AQEU	4.94%	+0.00
4	TQEX	2.86%	+0.00
5	BATE	0.15%	+0.00
6	CHIX	0.09%	+0.00
7	TRQX	0.05%	+0.00
8	AQXE	0.01%	+0.00

Volume Trend



Market Share Trend



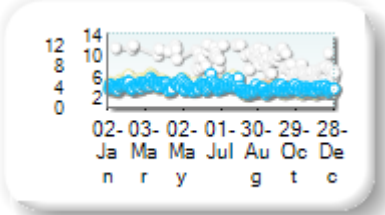
Market share is based on on-book value traded during continuous trading. The share is calculated by averaging over all stocks in the index. The current value shown is for last week and the change is relative to the previous week.

Spreads

At touch

Rank	Venue	Spread (bps)	Change
1	AQEU	3.95	+0.00
2	XMAD	3.97	+0.00
3	CEUX	3.97	+0.00
4	TQEX	14.14	+0.00
5	BATE	133.48	+0.00
6	CHIX	206.67	+0.00
7	AQXE	501.00	+0.00

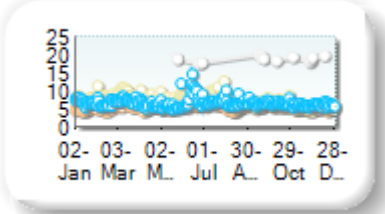
Monthly Spread Trend



25k EUR deal

Rank	Venue	Spread (bps)	Change
1	XMAD	5.54	+0.00
2	AQEU	6.58	+0.00
3	CEUX	7.27	+0.00
4	TQEX	36.77	+0.00
5	CHIX	207.74	+0.00
6	BATE	338.75	+0.00

Monthly Spread Trend



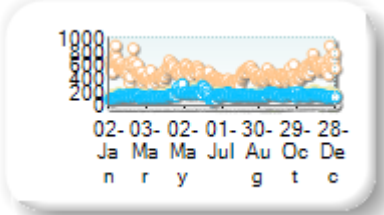
Spreads measure the bid to offer spread of the best visible orders in the book. The result is averaged over the stocks in the index and is based on measurements of the order books every 30 seconds. The value for the spread is quoted in basis points (0.01%).

Book Depths

10BPS Depth (top of book)

Rank	Venue	Depth (1K EUR)	Change
1	XMAD	475.3	+0.0
2	CEUX	148.2	+0.0
3	AQEU	146.2	+0.0
4	TQEX	14.5	+0.0
5	CHIX	4.6	+0.0
6	BATE	1.1	+0.0
7	AQXE	0.3	+0.0

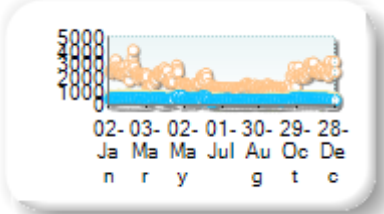
Monthly Depth Trend



50BPS Depth (deeper into book)

Rank	Venue	Depth (1K EUR)	Change
1	XMAD	1,809.7	+0.0
2	CEUX	501.6	+0.0
3	AQEU	398.4	+0.0
4	TQEX	120.0	+0.0
5	BATE	10.7	+0.0
6	CHIX	10.3	+0.0
7	AQXE	0.4	+0.0

Monthly Depth Trend



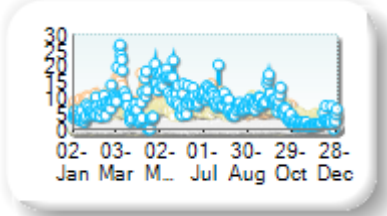
Market depth measures the amount of visible liquidity (bids and offers) in the order book within 10 or 50 BPS of mid price. The result is averaged over the stocks in the index and is based on measurements of the order book every 30 seconds. This is quoted in '000s of EUR.

Best Prices

At touch

Rank	Venue	Best Price (%)	Change
1	AQEU	7.78	-0.52
2	XMAD	6.59	+1.17
3	CEUX	5.70	+0.05
4	TQEX	0.55	-0.02
5	BATE	0.05	0.00
6	CHIX	0.00	0.00
7	AQXE	0.00	0.00
8	TRQX	0.00	+0.00

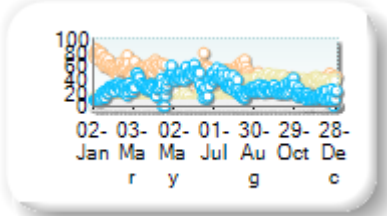
Best Prices Trend



25k EUR deal

Rank	Venue	Best Price (%)	Change
1	XMAD	46.30	+0.00
2	AQEU	27.32	+0.00
3	CEUX	20.62	+0.00
4	TQEX	0.15	+0.00
5	BATE	0.00	+0.00
6	CHIX	0.00	+0.00
7	TRQX	0.00	+0.00
8	AQXE	0.00	+0.00

Best Prices Trend

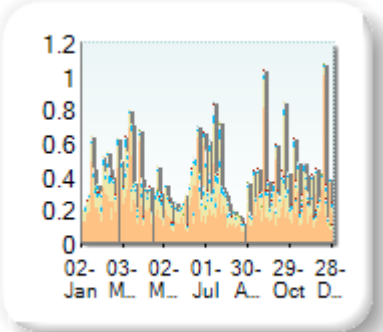


Best Price % measures how often each venue posts an absolute best price (no ties) for stocks. The result is averaged over the stocks in the index and is based on measurements of the order book every 5 seconds.

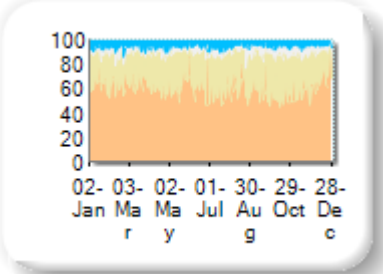
Market Share

Rank	Venue	Market Share	Change
1	XMAD	62.34%	+0.00
2	CEUX	27.28%	+0.00
3	AQEU	5.33%	+0.00
4	TQEX	4.84%	+0.00
5	BATE	0.09%	+0.00
6	CHIX	0.07%	+0.00
7	TRQX	0.04%	+0.00
8	AQXE	0.00%	+0.00

Volume Trend



Market Share Trend



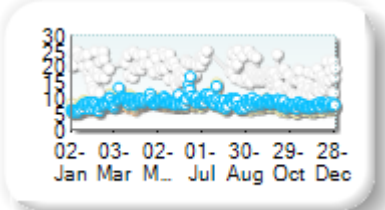
Market share is based on on-book value traded during continuous trading. The share is calculated by averaging over all stocks in the index. The current value shown is for last week and the change is relative to the previous week.

Spreads

At touch

Rank	Venue	Spread (bps)	Change
1	XMAD	7.90	+0.00
2	CEUX	7.99	+0.00
3	AQEU	8.54	+0.00
4	TQEX	22.77	+0.00


Monthly Spread Trend



25k EUR deal

Rank	Venue	Spread (bps)	Change
1	XMAD	12.39	+0.00
2	CEUX	18.91	+0.00
3	AQEU	20.98	+0.00
4	TQEX	69.85	+0.00

Monthly Spread Trend



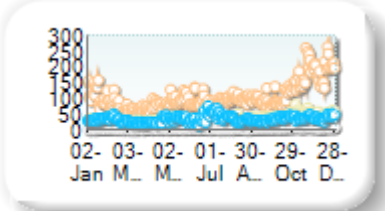
Spreads measure the bid to offer spread of the best visible orders in the book. The result is averaged over the stocks in the index and is based on measurements of the order books every 30 seconds. The value for the spread is quoted in basis points (0.01%).

Book Depths

10BPS Depth (top of book)

Rank	Venue	Depth (1K EUR)	Change
1	XMAD	104.3	+0.0
2	CEUX	34.7	+0.0
3	AQEU	33.3	+0.0
4	TQEX	3.5	+0.0
5	CHIX	2.5	+0.0
6	BATE	2.1	+0.0
7	AQXE	0.4	+0.0

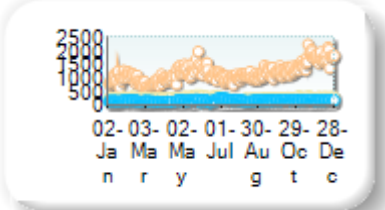
Monthly Depth Trend



50BPS Depth (deeper into book)

Rank	Venue	Depth (1K EUR)	Change
1	XMAD	1,170.6	+0.0
2	CEUX	234.4	+0.0
3	AQEU	142.3	+0.0
4	TQEX	49.8	+0.0
5	CHIX	14.9	+0.0
6	BATE	5.3	+0.0
7	AQXE	0.4	+0.0

Monthly Depth Trend



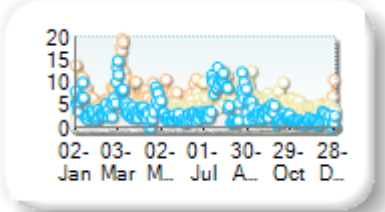
Market depth measures the amount of visible liquidity (bids and offers) in the order book within 10 or 50 BPS of mid price. The result is averaged over the stocks in the index and is based on measurements of the order book every 30 seconds. This is quoted in '000s of EUR.

Best Prices

At touch

Rank	Venue	Best Price (%)	Change
1	XMAD	5.52	-0.05
2	CEUX	4.76	+0.01
3	AQEU	3.57	-0.13
4	TQEX	0.60	-0.02
5	BATE	0.00	+0.00
6	CHIX	0.00	+0.00
7	TRQX	0.00	+0.00
8	AQXE	0.00	+0.00


Best Prices Trend



25k EUR deal

Rank	Venue	Best Price (%)	Change
1	XMAD	77.48	+0.00
2	CEUX	10.90	+0.00
3	AQEU	10.70	+0.00
4	TQEX	0.04	+0.00
5	CHIX	0.00	+0.00
6	TRQX	0.00	+0.00
7	BATE	0.00	+0.00
8	AQXE	0.00	+0.00

Best Prices Trend

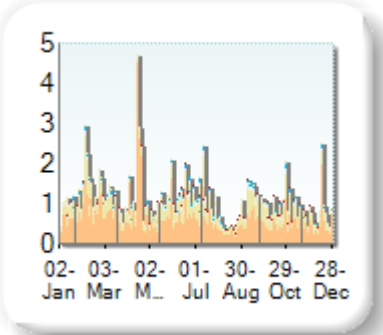


Best Price % measures how often each venue posts an absolute best price (no ties) for stocks. The result is averaged over the stocks in the index and is based on measurements of the order book every 5 seconds.

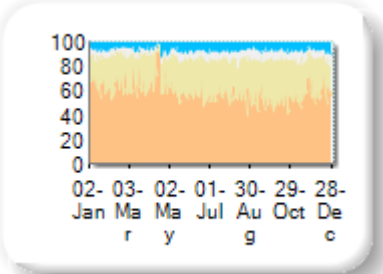
Market Share

Rank	Venue	Market Share	Change
1	XMAD	60.16%	+0.00
2	CEUX	28.03%	+0.00
3	TQEX	5.82%	+0.00
4	AQEU	5.61%	+0.00
5	BATE	0.17%	+0.00
6	TRQX	0.10%	+0.00
7	CHIX	0.10%	+0.00
8	AQXE	0.01%	+0.00

Volume Trend



Market Share Trend



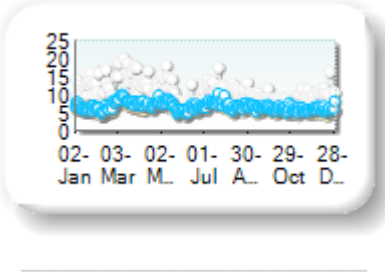
Market share is based on on-book value traded during continuous trading. The share is calculated by averaging over all stocks in the index. The current value shown is for last week and the change is relative to the previous week.

Spreads

At touch

Rank	Venue	Spread (bps)	Change
1	CEUX	6.30	+0.00
2	XMAD	6.42	+0.00
3	AQEU	6.79	+0.00
4	TQEX	11.42	+0.00
5	CHIX	177.87	+0.00
6	BATE	259.74	+0.00

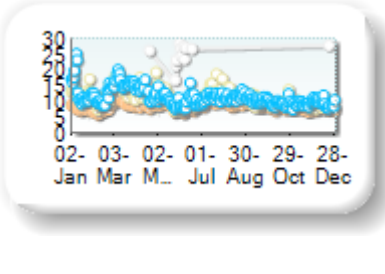
Monthly Spread Trend



25k EUR deal

Rank	Venue	Spread (bps)	Change
1	XMAD	8.47	+0.00
2	CEUX	11.07	+0.00
3	AQEU	11.23	+0.00
4	TQEX	46.19	+0.00
5	CHIX	181.48	+0.00

Monthly Spread Trend



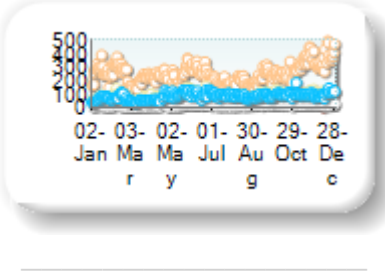
Spreads measure the bid to offer spread of the best visible orders in the book. The result is averaged over the stocks in the index and is based on measurements of the order books every 30 seconds. The value for the spread is quoted in basis points (0.01%).

Book Depths

10BPS Depth (top of book)

Rank	Venue	Depth (1K EUR)	Change
1	XMAD	245.0	+0.0
2	CEUX	83.3	+0.0
3	AQEU	81.2	+0.0
4	TQEX	15.3	+0.0
5	BATE	6.8	+0.0
6	AQXE	0.3	+0.0
7	CHIX	0.1	+0.0

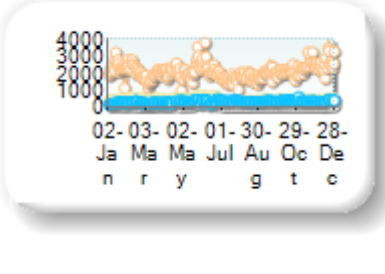
Monthly Depth Trend



50BPS Depth (deeper into book)

Rank	Venue	Depth (1K EUR)	Change
1	XMAD	2,078.9	+0.0
2	CEUX	405.3	+0.0
3	AQEU	281.4	+0.0
4	TQEX	82.2	+0.0
5	BATE	10.0	+0.0
6	CHIX	2.0	+0.0
7	AQXE	0.3	+0.0

Monthly Depth Trend



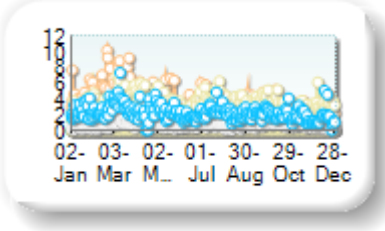
Market depth measures the amount of visible liquidity (bids and offers) in the order book within 10 or 50 BPS of mid price. The result is averaged over the stocks in the index and is based on measurements of the order book every 30 seconds. This is quoted in '000s of EUR.

Best Prices

At touch

Rank	Venue	Best Price (%)	Change
1	XMAD	3.57	+0.13
2	CEUX	3.35	-0.10
3	AQEU	2.16	+0.08
4	TQEX	0.68	+0.01
5	BATE	0.04	+0.01
6	CHIX	0.00	+0.00
7	TRQX	0.00	+0.00
8	AQXE	0.00	+0.00

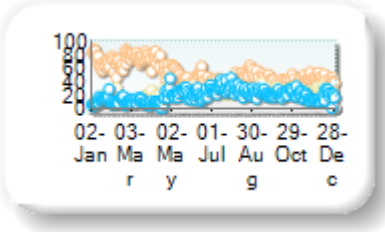
Best Prices Trend



25k EUR deal

Rank	Venue	Best Price (%)	Change
1	XMAD	50.73	+0.00
2	AQEU	18.15	+0.00
3	CEUX	16.77	+0.00
4	TQEX	0.40	+0.00
5	BATE	0.01	+0.00
6	CHIX	0.00	+0.00
7	TRQX	0.00	+0.00
8	AQXE	0.00	+0.00

Best Prices Trend

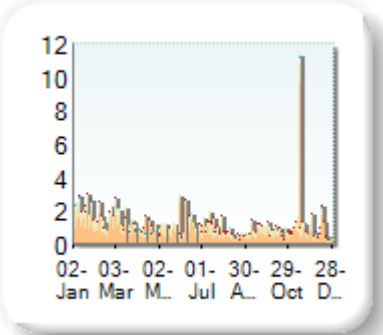


Best Price % measures how often each venue posts an absolute best price (no ties) for stocks. The result is averaged over the stocks in the index and is based on measurements of the order book every 5 seconds.

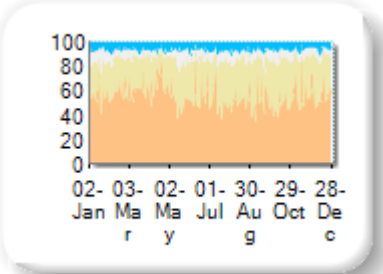
Market Share

Rank	Venue	Market Share	Change
1	XMAD	59.82%	+0.00
2	CEUX	27.60%	+0.00
3	TQEX	6.98%	+0.00
4	AQEU	5.19%	+0.00
5	BATE	0.20%	+0.00
6	TRQX	0.11%	+0.00
7	CHIX	0.09%	+0.00
8	AQXE	0.01%	+0.00

Volume Trend



Market Share Trend



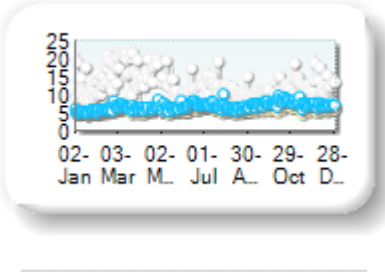
Market share is based on on-book value traded during continuous trading. The share is calculated by averaging over all stocks in the index. The current value shown is for last week and the change is relative to the previous week.

Spreads

At touch

Rank	Venue	Spread (bps)	Change
1	CEUX	6.04	+0.00
2	XMAD	6.53	+0.00
3	AQEU	6.78	+0.00
4	TQEX	13.21	+0.00
5	BATE	295.61	+0.00
6	AQXE	501.00	+0.00

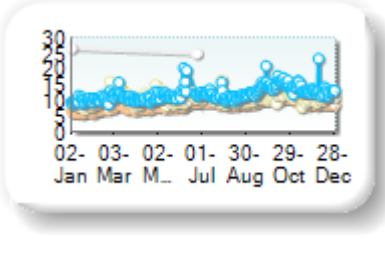
Monthly Spread Trend



25k EUR deal

Rank	Venue	Spread (bps)	Change
1	XMAD	8.66	+0.00
2	CEUX	10.76	+0.00
3	AQEU	12.28	+0.00
4	TQEX	83.08	+0.00

Monthly Spread Trend



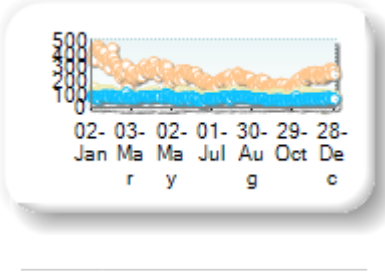
Spreads measure the bid to offer spread of the best visible orders in the book. The result is averaged over the stocks in the index and is based on measurements of the order books every 30 seconds. The value for the spread is quoted in basis points (0.01%).

Book Depths

10BPS Depth (top of book)

Rank	Venue	Depth (1K EUR)	Change
1	XMAD	233.2	+0.0
2	CEUX	85.4	+0.0
3	AQEU	65.1	+0.0
4	TQEX	16.3	+0.0
5	CHIX	8.0	+0.0
6	BATE	6.2	+0.0
7	AQXE	0.3	+0.0

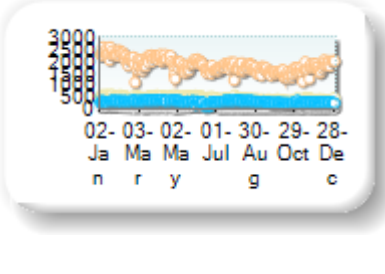
Monthly Depth Trend



50BPS Depth (deeper into book)

Rank	Venue	Depth (1K EUR)	Change
1	XMAD	1,805.4	+0.0
2	CEUX	420.4	+0.0
3	AQEU	273.5	+0.0
4	TQEX	69.5	+0.0
5	BATE	10.8	+0.0
6	CHIX	2.9	+0.0
7	AQXE	0.3	+0.0

Monthly Depth Trend



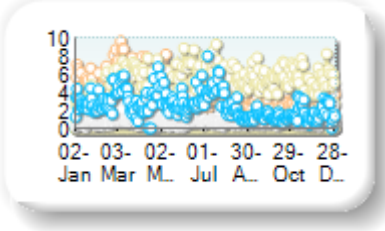
Market depth measures the amount of visible liquidity (bids and offers) in the order book within 10 or 50 BPS of mid price. The result is averaged over the stocks in the index and is based on measurements of the order book every 30 seconds. This is quoted in '000s of EUR.

Best Prices

At touch

Rank	Venue	Best Price (%)	Change
1	CEUX	5.24	+0.01
2	XMAD	3.85	+0.06
3	AQEU	2.50	-0.15
4	TQEX	0.70	+0.01
5	BATE	0.04	-0.02
6	CHIX	0.00	0.00
7	TRQX	0.00	+0.00
8	AQXE	0.00	+0.00

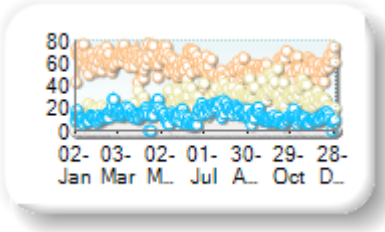
Best Prices Trend



25k EUR deal

Rank	Venue	Best Price (%)	Change
1	XMAD	57.36	+0.00
2	CEUX	23.55	+0.00
3	AQEU	13.56	+0.00
4	TQEX	0.34	+0.00
5	BATE	0.02	+0.00
6	CHIX	0.00	+0.00
7	TRQX	0.00	+0.00
8	AQXE	0.00	+0.00

Best Prices Trend

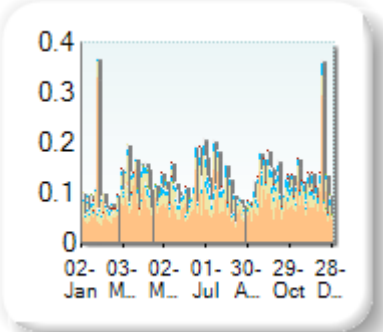


Best Price % measures how often each venue posts an absolute best price (no ties) for stocks. The result is averaged over the stocks in the index and is based on measurements of the order book every 5 seconds.

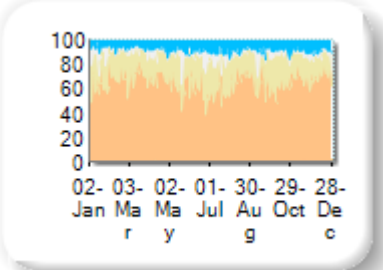
Market Share

Rank	Venue	Market Share	Change
1	XMAD	65.91%	+0.00
2	CEUX	21.92%	+0.00
3	AQEU	7.85%	+0.00
4	TQEX	4.16%	+0.00
5	BATE	0.10%	+0.00
6	CHIX	0.03%	+0.00
7	TRQX	0.02%	+0.00
8	AQXE	0.00%	+0.00

Volume Trend



Market Share Trend



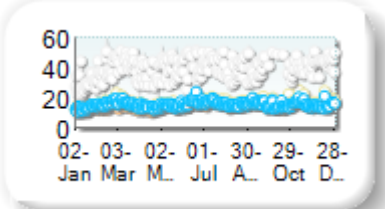
Market share is based on on-book value traded during continuous trading. The share is calculated by averaging over all stocks in the index. The current value shown is for last week and the change is relative to the previous week.

Spreads

At touch

Rank	Venue	Spread (bps)	Change
1	XMAD	15.06	+0.00
2	AQEU	15.51	+0.00
3	CEUX	16.37	+0.00
4	TQEX	42.26	+0.00
5	AQXE	501.00	+0.00


Monthly Spread Trend



25k EUR deal

Rank	Venue	Spread (bps)	Change
1	XMAD	20.84	+0.00
2	AQEU	31.57	+0.00
3	CEUX	36.93	+0.00
4	TQEX	109.35	+0.00

Monthly Spread Trend



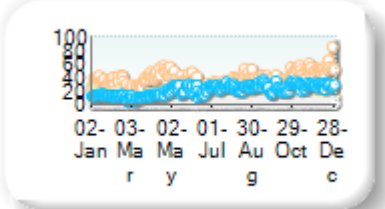
Spreads measure the bid to offer spread of the best visible orders in the book. The result is averaged over the stocks in the index and is based on measurements of the order books every 30 seconds. The value for the spread is quoted in basis points (0.01%).

Book Depths

10BPS Depth (top of book)

Rank	Venue	Depth (1K EUR)	Change
1	XMAD	36.2	+0.0
2	AQEU	20.5	+0.0
3	CEUX	11.2	+0.0
4	BATE	3.8	+0.0
5	TQEX	1.3	+0.0
6	AQXE	0.2	+0.0

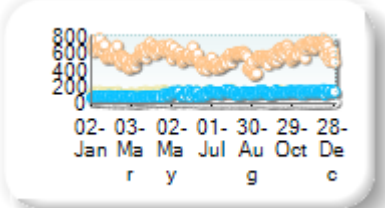
Monthly Depth Trend



50BPS Depth (deeper into book)

Rank	Venue	Depth (1K EUR)	Change
1	XMAD	570.4	+0.0
2	CEUX	112.7	+0.0
3	AQEU	107.8	+0.0
4	TQEX	20.2	+0.0
5	BATE	3.5	+0.0
6	AQXE	0.2	+0.0

Monthly Depth Trend



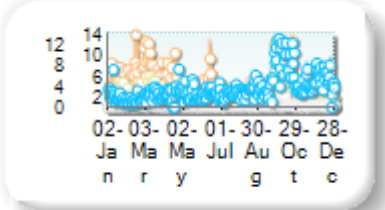
Market depth measures the amount of visible liquidity (bids and offers) in the order book within 10 or 50 BPS of mid price. The result is averaged over the stocks in the index and is based on measurements of the order book every 30 seconds. This is quoted in '000s of EUR.

Best Prices

At touch

Rank	Venue	Best Price (%)	Change
1	XMAD	3.83	+0.35
2	AQEU	3.46	-0.21
3	CEUX	2.06	-0.03
4	TQEX	0.21	+0.03
5	BATE	0.01	-0.01
6	CHIX	0.00	0.00
7	TRQX	0.00	+0.00
8	AQXE	0.00	+0.00

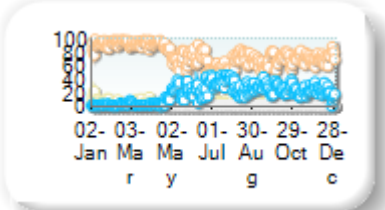
Best Prices Trend



25k EUR deal

Rank	Venue	Best Price (%)	Change
1	XMAD	75.83	+0.00
2	AQEU	18.40	+0.00
3	CEUX	3.76	+0.00
4	TQEX	0.02	+0.00
5	CHIX	0.00	+0.00
6	TRQX	0.00	+0.00
7	BATE	0.00	+0.00
8	AQXE	0.00	+0.00

Best Prices Trend

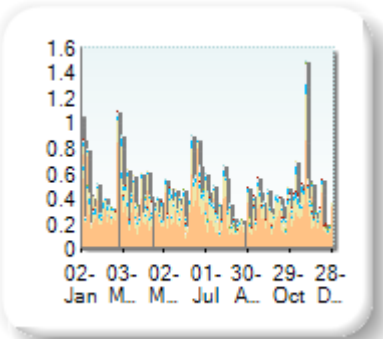


Best Price % measures how often each venue posts an absolute best price (no ties) for stocks. The result is averaged over the stocks in the index and is based on measurements of the order book every 5 seconds.

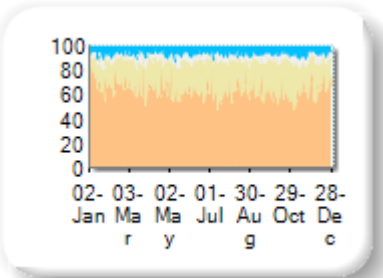
Market Share

Rank	Venue	Market Share	Change
1	XMAD	65.76%	+0.00
2	CEUX	23.20%	+0.00
3	AQEU	5.78%	+0.00
4	TQEX	4.92%	+0.00
5	BATE	0.19%	+0.00
6	CHIX	0.08%	+0.00
7	TRQX	0.07%	+0.00
8	AQXE	0.00%	+0.00

Volume Trend



Market Share Trend



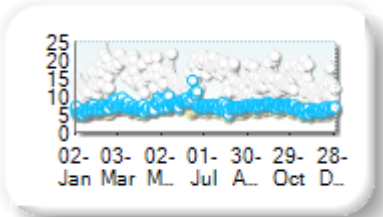
Market share is based on on-book value traded during continuous trading. The share is calculated by averaging over all stocks in the index. The current value shown is for last week and the change is relative to the previous week.

Spreads

At touch

Rank	Venue	Spread (bps)	Change
1	CEUX	6.51	+0.00
2	XMAD	6.63	+0.00
3	AQEU	7.10	+0.00
4	TQEX	16.39	+0.00
5	BATE	310.66	+0.00
6	AQXE	497.80	+0.00
7	CHIX	500.91	+0.00
8	TRQX	501.00	+0.00

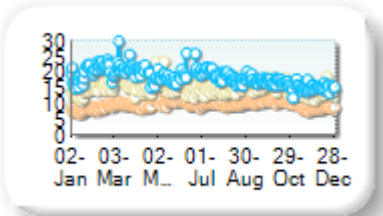
Monthly Spread Trend



25k EUR deal

Rank	Venue	Spread (bps)	Change
1	XMAD	9.59	+0.00
2	CEUX	15.40	+0.00
3	AQEU	18.57	+0.00
4	TQEX	67.85	+0.00
5	BATE	209.65	+0.00

Monthly Spread Trend



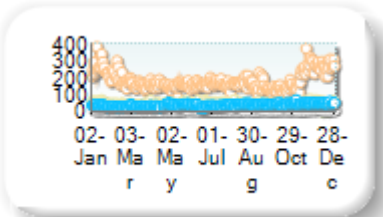
Spreads measure the bid to offer spread of the best visible orders in the book. The result is averaged over the stocks in the index and is based on measurements of the order books every 30 seconds. The value for the spread is quoted in basis points (0.01%).

Book Depths

10BPS Depth (top of book)

Rank	Venue	Depth (1K EUR)	Change
1	XMAD	180.9	+0.0
2	CEUX	45.1	+0.0
3	AQEU	36.1	+0.0
4	TQEX	7.5	+0.0
5	BATE	0.7	+0.0
6	AQXE	0.2	+0.0
7	CHIX	0.1	+0.0

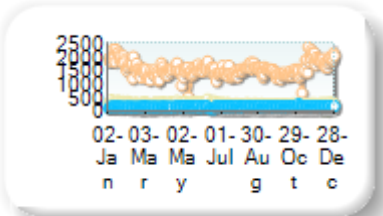
Monthly Depth Trend



50BPS Depth (deeper into book)

Rank	Venue	Depth (1K EUR)	Change
1	XMAD	1,545.3	+0.0
2	CEUX	258.3	+0.0
3	AQEU	147.1	+0.0
4	TQEX	66.5	+0.0
5	BATE	9.6	+0.0
6	CHIX	5.3	+0.0
7	AQXE	0.5	+0.0

Monthly Depth Trend



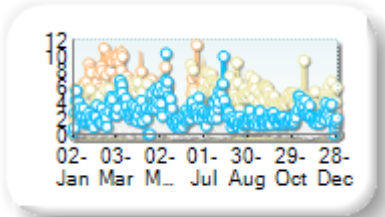
Market depth measures the amount of visible liquidity (bids and offers) in the order book within 10 or 50 BPS of mid price. The result is averaged over the stocks in the index and is based on measurements of the order book every 30 seconds. This is quoted in '000s of EUR.

Best Prices

At touch

Rank	Venue	Best Price (%)	Change
1	CEUX	4.25	+0.03
2	XMAD	4.04	+0.06
3	AQEU	2.65	-0.10
4	TQEX	0.66	+0.01
5	BATE	0.03	-0.01
6	CHIX	0.00	+0.00
7	AQXE	0.00	+0.00
8	TRQX	0.00	+0.00

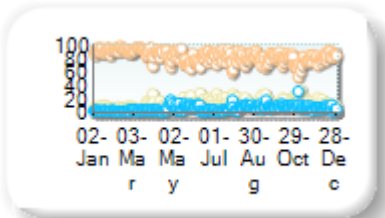
Best Prices Trend



25k EUR deal

Rank	Venue	Best Price (%)	Change
1	XMAD	83.20	+0.00
2	CEUX	10.60	+0.00
3	AQEU	5.20	+0.00
4	TQEX	0.07	+0.00
5	BATE	0.00	+0.00
6	CHIX	0.00	+0.00
7	TRQX	0.00	+0.00
8	AQXE	0.00	+0.00

Best Prices Trend

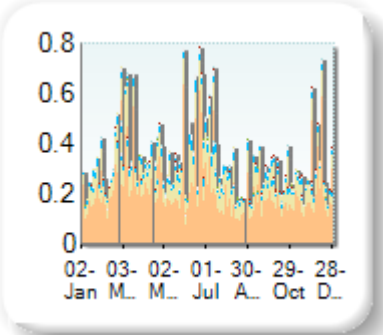


Best Price % measures how often each venue posts an absolute best price (no ties) for stocks. The result is averaged over the stocks in the index and is based on measurements of the order book every 5 seconds.

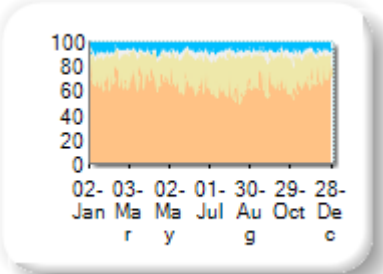
Market Share

Rank	Venue	Market Share	Change
1	XMAD	66.95%	+0.00
2	CEUX	22.71%	+0.00
3	AQEU	5.76%	+0.00
4	TQEX	4.33%	+0.00
5	BATE	0.12%	+0.00
6	CHIX	0.07%	+0.00
7	TRQX	0.04%	+0.00
8	AQXE	0.01%	+0.00

Volume Trend



Market Share Trend



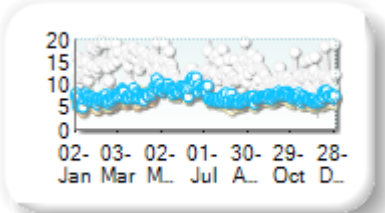
Market share is based on on-book value traded during continuous trading. The share is calculated by averaging over all stocks in the index. The current value shown is for last week and the change is relative to the previous week.

Spreads

At touch

Rank	Venue	Spread (bps)	Change
1	CEUX	7.01	+0.00
2	XMAD	7.07	+0.00
3	AQEU	7.61	+0.00
4	TQEX	13.89	+0.00
5	BATE	379.65	+0.00

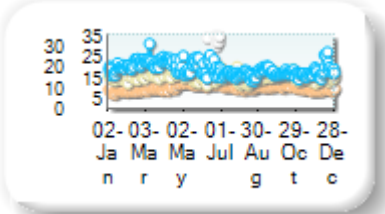
Monthly Spread Trend



25k EUR deal

Rank	Venue	Spread (bps)	Change
1	XMAD	10.31	+0.00
2	CEUX	15.96	+0.00
3	AQEU	18.97	+0.00
4	TQEX	55.70	+0.00

Monthly Spread Trend



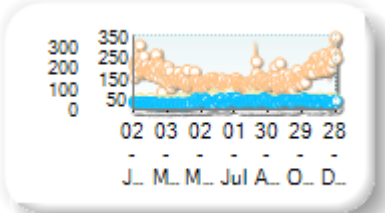
Spreads measure the bid to offer spread of the best visible orders in the book. The result is averaged over the stocks in the index and is based on measurements of the order books every 30 seconds. The value for the spread is quoted in basis points (0.01%).

Book Depths

10BPS Depth (top of book)

Rank	Venue	Depth (1K EUR)	Change
1	XMAD	156.1	+0.0
2	CEUX	44.6	+0.0
3	AQEU	37.4	+0.0
4	TQEX	10.1	+0.0
5	CHIX	0.7	+0.0
6	BATE	0.7	+0.0
7	AQXE	0.2	+0.0

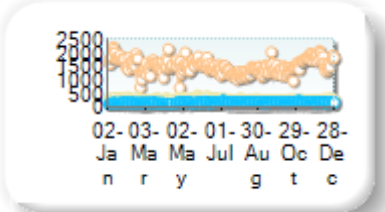
Monthly Depth Trend



50BPS Depth (deeper into book)

Rank	Venue	Depth (1K EUR)	Change
1	XMAD	1,506.3	+0.0
2	CEUX	255.0	+0.0
3	AQEU	148.0	+0.0
4	TQEX	73.4	+0.0
5	CHIX	17.2	+0.0
6	BATE	14.1	+0.0
7	AQXE	0.3	+0.0

Monthly Depth Trend



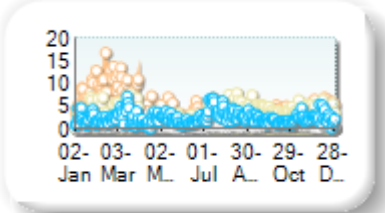
Market depth measures the amount of visible liquidity (bids and offers) in the order book within 10 or 50 BPS of mid price. The result is averaged over the stocks in the index and is based on measurements of the order book every 30 seconds. This is quoted in '000s of EUR.

Best Prices

At touch

Rank	Venue	Best Price (%)	Change
1	XMAD	4.42	+0.09
2	CEUX	3.46	+0.13
3	AQEU	2.25	-0.20
4	TQEX	0.54	+0.02
5	BATE	0.01	+0.00
6	CHIX	0.00	0.00
7	TRQX	0.00	+0.00
8	AQXE	0.00	+0.00

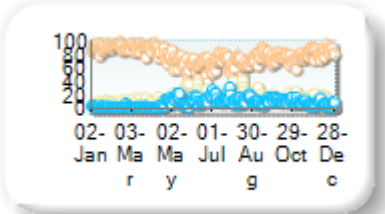
Best Prices Trend



25k EUR deal

Rank	Venue	Best Price (%)	Change
1	XMAD	78.05	+0.00
2	CEUX	12.30	+0.00
3	AQEU	7.57	+0.00
4	TQEX	0.08	+0.00
5	CHIX	0.00	+0.00
6	TRQX	0.00	+0.00
7	BATE	0.00	+0.00
8	AQXE	0.00	+0.00

Best Prices Trend

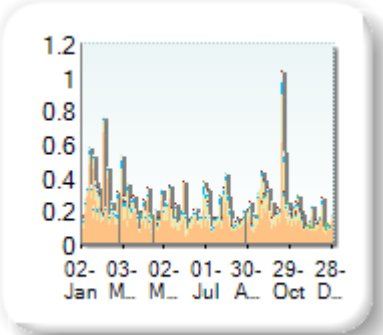


Best Price % measures how often each venue posts an absolute best price (no ties) for stocks. The result is averaged over the stocks in the index and is based on measurements of the order book every 5 seconds.

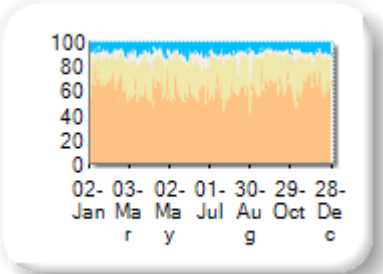
Market Share

Rank	Venue	Market Share	Change
1	XMAD	63.94%	+0.00
2	CEUX	23.83%	+0.00
3	AQEU	6.66%	+0.00
4	TQEX	5.28%	+0.00
5	BATE	0.15%	+0.00
6	TRQX	0.07%	+0.00
7	CHIX	0.06%	+0.00
8	AQXE	0.01%	+0.00

Volume Trend



Market Share Trend



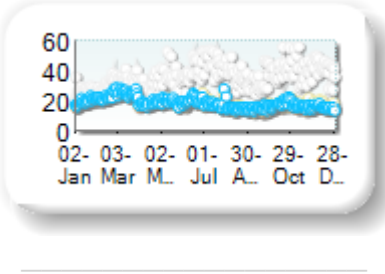
Market share is based on on-book value traded during continuous trading. The share is calculated by averaging over all stocks in the index. The current value shown is for last week and the change is relative to the previous week.

Spreads

At touch

Rank	Venue	Spread (bps)	Change
1	XMAD	17.86	+0.00
2	AQEU	18.61	+0.00
3	CEUX	18.91	+0.00
4	TQEX	36.78	+0.00
5	BATE	306.32	+0.00
6	AQXE	501.00	+0.00

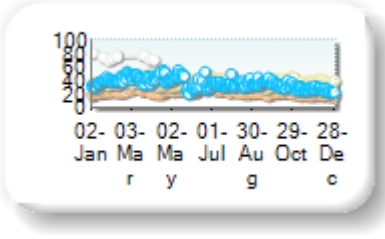
Monthly Spread Trend



25k EUR deal

Rank	Venue	Spread (bps)	Change
1	XMAD	23.30	+0.00
2	AQEU	35.72	+0.00
3	CEUX	36.65	+0.00
4	TQEX	88.78	+0.00

Monthly Spread Trend



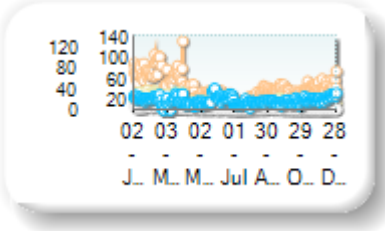
Spreads measure the bid to offer spread of the best visible orders in the book. The result is averaged over the stocks in the index and is based on measurements of the order books every 30 seconds. The value for the spread is quoted in basis points (0.01%).

Book Depths

10BPS Depth (top of book)

Rank	Venue	Depth (1K EUR)	Change
1	XMAD	39.6	+0.0
2	AQEU	17.5	+0.0
3	CEUX	13.3	+0.0
4	TQEX	2.4	+0.0
5	CHIX	0.8	+0.0
6	AQXE	0.3	+0.0
7	BATE	0.2	+0.0

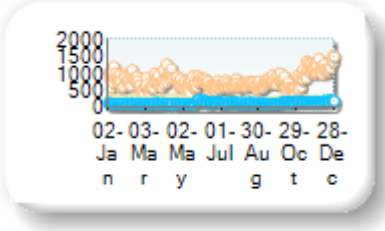
Monthly Depth Trend



50BPS Depth (deeper into book)

Rank	Venue	Depth (1K EUR)	Change
1	XMAD	748.3	+0.0
2	CEUX	134.3	+0.0
3	AQEU	100.5	+0.0
4	TQEX	26.4	+0.0
5	BATE	3.5	+0.0
6	CHIX	0.7	+0.0
7	AQXE	0.3	+0.0

Monthly Depth Trend



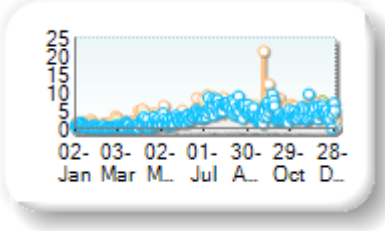
Market depth measures the amount of visible liquidity (bids and offers) in the order book within 10 or 50 BPS of mid price. The result is averaged over the stocks in the index and is based on measurements of the order book every 30 seconds. This is quoted in '000s of EUR.

Best Prices

At touch

Rank	Venue	Best Price (%)	Change
1	XMAD	3.39	+0.91
2	AQEU	2.95	-0.23
3	CEUX	2.18	-0.03
4	TQEX	0.22	+0.01
5	BATE	0.05	-0.03
6	CHIX	0.00	+0.00
7	TRQX	0.00	+0.00
8	AQXE	0.00	+0.00

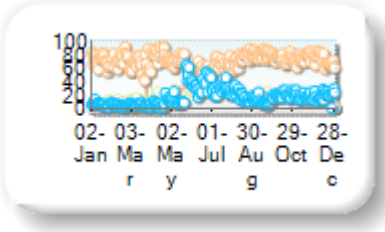
Best Prices Trend



25k EUR deal

Rank	Venue	Best Price (%)	Change
1	XMAD	69.58	+0.00
2	AQEU	15.81	+0.00
3	CEUX	6.88	+0.00
4	TQEX	0.11	+0.00
5	CHIX	0.00	+0.00
6	TRQX	0.00	+0.00
7	BATE	0.00	+0.00
8	AQXE	0.00	+0.00

Best Prices Trend

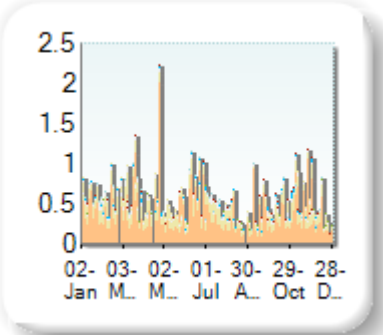


Best Price % measures how often each venue posts an absolute best price (no ties) for stocks. The result is averaged over the stocks in the index and is based on measurements of the order book every 5 seconds.

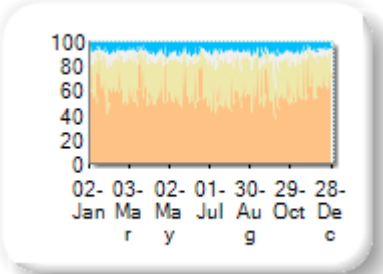
Market Share

Rank	Venue	Market Share	Change
1	XMAD	62.76%	+0.00
2	CEUX	24.96%	+0.00
3	TQEX	6.45%	+0.00
4	AQEU	5.56%	+0.00
5	BATE	0.14%	+0.00
6	CHIX	0.08%	+0.00
7	TRQX	0.05%	+0.00
8	AQXE	0.00%	+0.00

Volume Trend



Market Share Trend



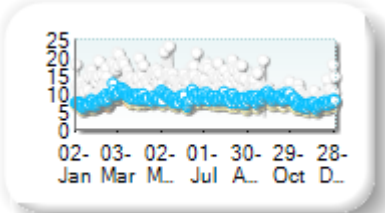
Market share is based on on-book value traded during continuous trading. The share is calculated by averaging over all stocks in the index. The current value shown is for last week and the change is relative to the previous week.

Spreads

At touch

Rank	Venue	Spread (bps)	Change
1	CEUX	7.61	+0.00
2	XMAD	8.05	+0.00
3	AQEU	8.57	+0.00
4	TQEX	13.23	+0.00
5	BATE	139.46	+0.00

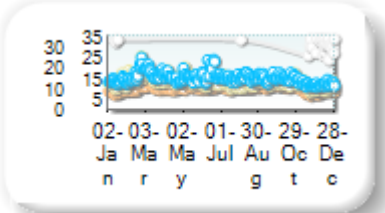
Monthly Spread Trend



25k EUR deal

Rank	Venue	Spread (bps)	Change
1	XMAD	10.39	+0.00
2	CEUX	13.59	+0.00
3	AQEU	15.20	+0.00
4	TQEX	44.49	+0.00
5	BATE	166.92	+0.00

Monthly Spread Trend



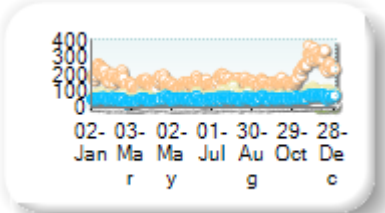
Spreads measure the bid to offer spread of the best visible orders in the book. The result is averaged over the stocks in the index and is based on measurements of the order books every 30 seconds. The value for the spread is quoted in basis points (0.01%).

Book Depths

10BPS Depth (top of book)

Rank	Venue	Depth (1K EUR)	Change
1	XMAD	164.8	+0.0
2	CEUX	60.1	+0.0
3	AQEU	49.1	+0.0
4	TQEX	13.7	+0.0
5	BATE	1.2	+0.0
6	CHIX	1.0	+0.0
7	AQXE	0.3	+0.0

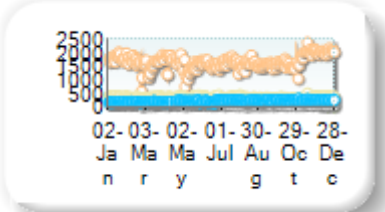
Monthly Depth Trend



50BPS Depth (deeper into book)

Rank	Venue	Depth (1K EUR)	Change
1	XMAD	1,660.0	+0.0
2	CEUX	325.4	+0.0
3	AQEU	200.5	+0.0
4	TQEX	85.9	+0.0
5	BATE	14.5	+0.0
6	CHIX	4.6	+0.0
7	AQXE	0.3	+0.0

Monthly Depth Trend



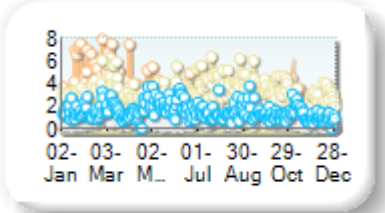
Market depth measures the amount of visible liquidity (bids and offers) in the order book within 10 or 50 BPS of mid price. The result is averaged over the stocks in the index and is based on measurements of the order book every 30 seconds. This is quoted in '000s of EUR.

Best Prices

At touch

Rank	Venue	Best Price (%)	Change
1	CEUX	3.13	-0.10
2	XMAD	2.56	-0.17
3	AQEU	1.48	-0.07
4	TQEX	0.53	+0.01
5	BATE	0.02	-0.01
6	CHIX	0.00	0.00
7	TRQX	0.00	+0.00
8	AQXE	0.00	+0.00

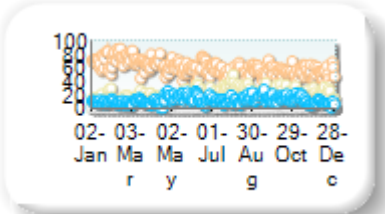
Best Prices Trend



25k EUR deal

Rank	Venue	Best Price (%)	Change
1	XMAD	59.38	+0.00
2	CEUX	18.33	+0.00
3	AQEU	11.39	+0.00
4	TQEX	0.39	+0.00
5	BATE	0.00	+0.00
6	CHIX	0.00	+0.00
7	TRQX	0.00	+0.00
8	AQXE	0.00	+0.00

Best Prices Trend

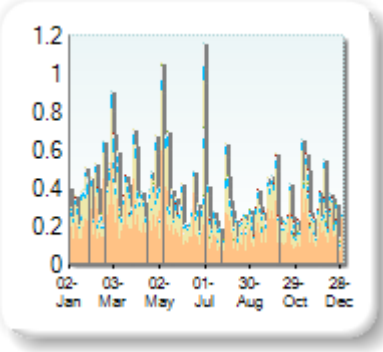


Best Price % measures how often each venue posts an absolute best price (no ties) for stocks. The result is averaged over the stocks in the index and is based on measurements of the order book every 5 seconds.

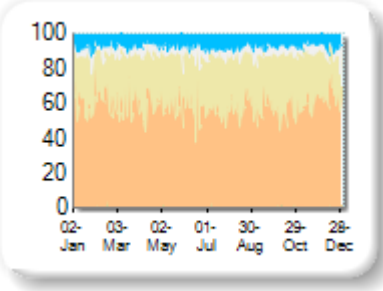
Market Share

Rank	Venue	Market Share	Change
1	XMAD	58.92%	+0.00
2	CEUX	29.09%	+0.00
3	AQEU	7.03%	+0.00
4	TQEX	4.55%	+0.00
5	BATE	0.18%	+0.00
6	CHIX	0.14%	+0.00
7	TRQX	0.09%	+0.00
8	AQXE	0.00%	+0.00

Volume Trend



Market Share Trend




Market share is based on on-book value traded during continuous trading. The share is calculated by averaging over all stocks in the index. The current value shown is for last week and the change is relative to the previous week.

Spreads

At touch

Rank	Venue	Spread (bps)	Change
1	CEUX	8.67	+0.00
2	XMAD	8.89	+0.00
3	AQEU	9.24	+0.00
4	TQEX	29.55	+0.00
5	AQXE	500.04	+0.00
6	CHIX	501.00	+0.00

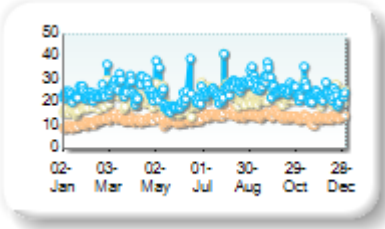
Monthly Spread Trend



25k EUR deal

Rank	Venue	Spread (bps)	Change
1	XMAD	13.40	+0.00
2	CEUX	21.76	+0.00
3	AQEU	25.34	+0.00
4	TQEX	85.89	+0.00
5	CHIX	501.00	+0.00

Monthly Spread Trend



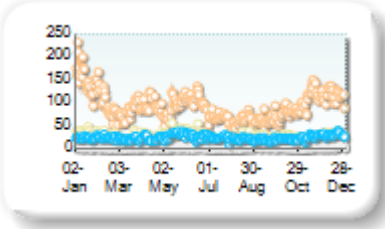
Spreads measure the bid to offer spread of the best visible orders in the book. The result is averaged over the stocks in the index and is based on measurements of the order books every 30 seconds. The value for the spread is quoted in basis points (0.01%).

Book Depths

10BPS Depth (top of book)

Rank	Venue	Depth (1K EUR)	Change
1	XMAD	93.2	+0.0
2	CEUX	28.5	+0.0
3	AQEU	25.0	+0.0
4	TQEX	2.7	+0.0
5	BATE	1.2	+0.0
6	AQXE	0.0	+0.0

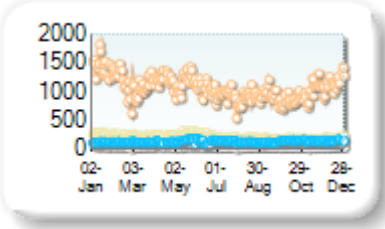
Monthly Depth Trend



50BPS Depth (deeper into book)

Rank	Venue	Depth (1K EUR)	Change
1	XMAD	1,068.2	+0.0
2	CEUX	214.7	+0.0
3	AQEU	130.9	+0.0
4	TQEX	49.8	+0.0
5	CHIX	9.8	+0.0
6	BATE	4.7	+0.0
7	AQXE	0.1	+0.0

Monthly Depth Trend



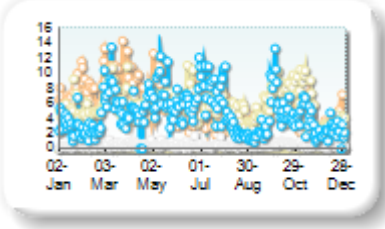
Market depth measures the amount of visible liquidity (bids and offers) in the order book within 10 or 50 BPS of mid price. The result is averaged over the stocks in the index and is based on measurements of the order book every 30 seconds. This is quoted in '000s of EUR.

Best Prices

At touch

Rank	Venue	Best Price (%)	Change
1	CEUX	5.77	+0.15
2	XMAD	5.41	+0.19
3	AQEU	4.62	+0.16
4	TQEX	0.49	+0.04
5	BATE	0.01	+0.00
6	CHIX	0.00	0.00
7	TRQX	0.00	+0.00
8	AQXE	0.00	+0.00

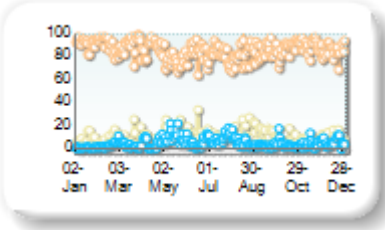
Best Prices Trend



25k EUR deal

Rank	Venue	Best Price (%)	Change
1	XMAD	85.31	+0.00
2	CEUX	9.29	+0.00
3	AQEU	5.03	+0.00
4	TQEX	0.03	+0.00
5	CHIX	0.00	+0.00
6	TRQX	0.00	+0.00
7	BATE	0.00	+0.00
8	AQXE	0.00	+0.00

Best Prices Trend

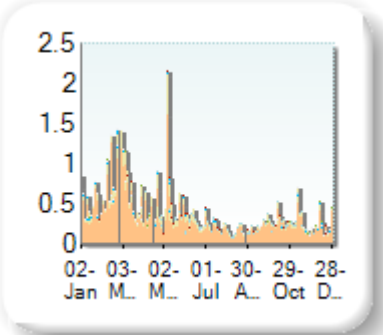


Best Price % measures how often each venue posts an absolute best price (no ties) for stocks. The result is averaged over the stocks in the index and is based on measurements of the order book every 5 seconds.

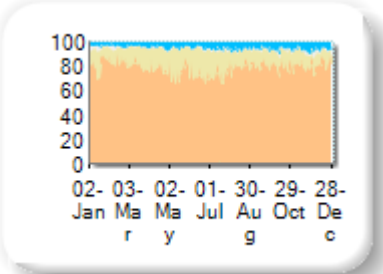
Market Share

Rank	Venue	Market Share	Change
1	XMAD	80.47%	+0.00
2	CEUX	14.85%	+0.00
3	AQEU	3.41%	+0.00
4	TQEX	1.20%	+0.00
5	TRQX	0.04%	+0.00
6	BATE	0.02%	+0.00
7	CHIX	0.02%	+0.00
8	AQXE	0.00%	+0.00

Volume Trend



Market Share Trend



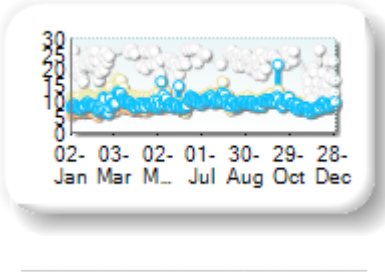
Market share is based on on-book value traded during continuous trading. The share is calculated by averaging over all stocks in the index. The current value shown is for last week and the change is relative to the previous week.

Spreads

At touch

Rank	Venue	Spread (bps)	Change
1	XMAD	9.07	+0.00
2	AQEU	9.28	+0.00
3	CEUX	10.41	+0.00
4	TQEX	26.55	+0.00
5	BATE	285.96	+0.00
6	AQXE	501.00	+0.00

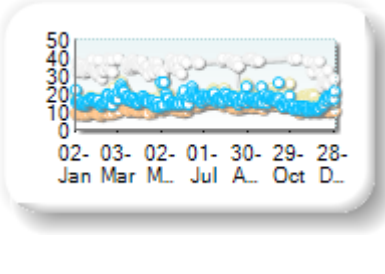
Monthly Spread Trend



25k EUR deal

Rank	Venue	Spread (bps)	Change
1	XMAD	12.13	+0.00
2	AQEU	16.36	+0.00
3	CEUX	17.97	+0.00
4	TQEX	40.90	+0.00

Monthly Spread Trend



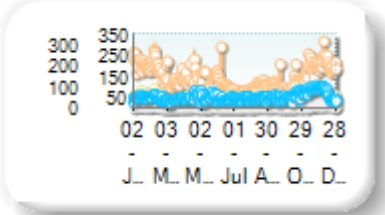
Spreads measure the bid to offer spread of the best visible orders in the book. The result is averaged over the stocks in the index and is based on measurements of the order books every 30 seconds. The value for the spread is quoted in basis points (0.01%).

Book Depths

10BPS Depth (top of book)

Rank	Venue	Depth (1K EUR)	Change
1	XMAD	138.6	+0.0
2	AQEU	51.7	+0.0
3	CEUX	47.9	+0.0
4	TQEX	4.5	+0.0
5	TRQX	4.5	+0.0
6	BATE	2.0	+0.0
7	CHIX	0.3	+0.0
8	AQXE	0.2	+0.0

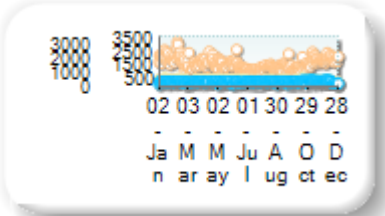
Monthly Depth Trend



50BPS Depth (deeper into book)

Rank	Venue	Depth (1K EUR)	Change
1	XMAD	1,572.2	+0.0
2	CEUX	382.6	+0.0
3	AQEU	284.1	+0.0
4	TQEX	133.9	+0.0
5	BATE	7.8	+0.0
6	TRQX	6.6	+0.0
7	CHIX	3.4	+0.0
8	AQXE	0.2	+0.0

Monthly Depth Trend



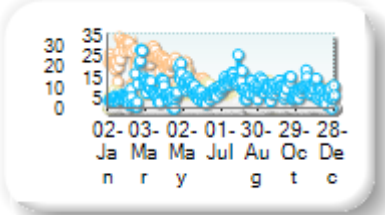
Market depth measures the amount of visible liquidity (bids and offers) in the order book within 10 or 50 BPS of mid price. The result is averaged over the stocks in the index and is based on measurements of the order book every 30 seconds. This is quoted in '000s of EUR.

Best Prices

At touch

Rank	Venue	Best Price (%)	Change
1	XMAD	12.70	+0.87
2	AQEU	8.83	-0.11
3	CEUX	4.93	-0.73
4	TQEX	0.75	+0.06
5	TRQX	0.19	+0.03
6	BATE	0.02	-0.02
7	AQXE	0.00	0.00
8	CHIX	0.00	+0.00

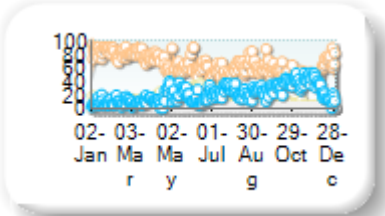
Best Prices Trend



25k EUR deal

Rank	Venue	Best Price (%)	Change
1	XMAD	64.61	+0.00
2	AQEU	20.91	+0.00
3	CEUX	9.98	+0.00
4	TQEX	0.02	+0.00
5	TRQX	0.00	+0.00
6	CHIX	0.00	+0.00
7	BATE	0.00	+0.00
8	AQXE	0.00	+0.00

Best Prices Trend

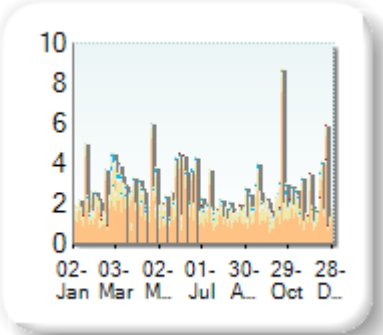


Best Price % measures how often each venue posts an absolute best price (no ties) for stocks. The result is averaged over the stocks in the index and is based on measurements of the order book every 5 seconds.

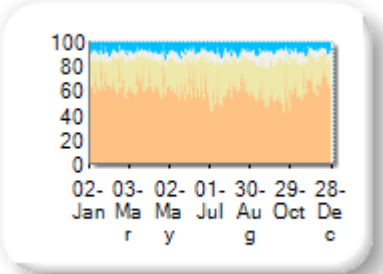
Market Share

Rank	Venue	Market Share	Change
1	XMAD	64.84%	+0.00
2	CEUX	22.57%	+0.00
3	TQEX	6.25%	+0.00
4	AQEU	6.09%	+0.00
5	BATE	0.13%	+0.00
6	CHIX	0.07%	+0.00
7	TRQX	0.04%	+0.00
8	AQXE	0.01%	+0.00

Volume Trend



Market Share Trend



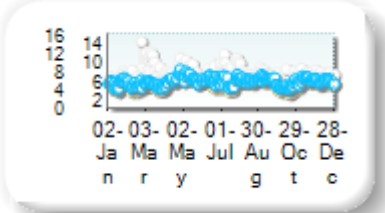
Market share is based on on-book value traded during continuous trading. The share is calculated by averaging over all stocks in the index. The current value shown is for last week and the change is relative to the previous week.

Spreads

At touch

Rank	Venue	Spread (bps)	Change
1	CEUX	5.45	+0.00
2	XMAD	5.63	+0.00
3	AQEU	5.78	+0.00
4	TQEX	7.21	+0.00
5	BATE	118.26	+0.00
6	CHIX	134.65	+0.00
7	AQXE	497.66	+0.00
8	TRQX	501.00	+0.00

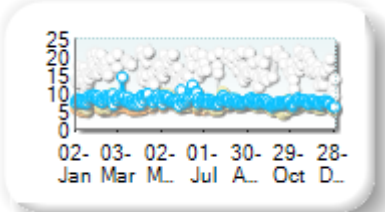
Monthly Spread Trend



25k EUR deal

Rank	Venue	Spread (bps)	Change
1	XMAD	6.67	+0.00
2	CEUX	7.29	+0.00
3	AQEU	7.97	+0.00
4	TQEX	21.04	+0.00
5	BATE	250.10	+0.00
6	CHIX	374.50	+0.00

Monthly Spread Trend



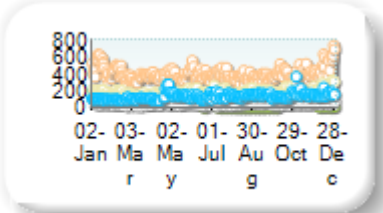
Spreads measure the bid to offer spread of the best visible orders in the book. The result is averaged over the stocks in the index and is based on measurements of the order books every 30 seconds. The value for the spread is quoted in basis points (0.01%).

Book Depths

10BPS Depth (top of book)

Rank	Venue	Depth (1K EUR)	Change
1	XMAD	389.0	+0.0
2	CEUX	171.5	+0.0
3	AQEU	125.2	+0.0
4	TQEX	46.1	+0.0
5	BATE	6.5	+0.0
6	CHIX	3.8	+0.0
7	AQXE	0.1	+0.0

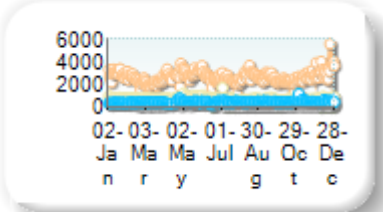
Monthly Depth Trend



50BPS Depth (deeper into book)

Rank	Venue	Depth (1K EUR)	Change
1	XMAD	2,609.8	+0.0
2	CEUX	672.3	+0.0
3	AQEU	389.3	+0.0
4	TQEX	162.9	+0.0
5	BATE	28.8	+0.0
6	CHIX	23.1	+0.0
7	AQXE	0.1	+0.0

Monthly Depth Trend




Market depth measures the amount of visible liquidity (bids and offers) in the order book within 10 or 50 BPS of mid price. The result is averaged over the stocks in the index and is based on measurements of the order book every 30 seconds. This is quoted in '000s of EUR.

Best Prices

At touch

Rank	Venue	Best Price (%)	Change
1	XMAD	2.11	-0.04
2	CEUX	1.83	-0.05
3	AQEU	1.37	+0.06
4	TQEX	0.52	+0.01
5	BATE	0.04	-0.01
6	CHIX	0.00	0.00
7	AQXE	0.00	0.00
8	TRQX	0.00	+0.00


Best Prices Trend



25k EUR deal

Rank	Venue	Best Price (%)	Change
1	XMAD	27.35	+0.00
2	CEUX	14.22	+0.00
3	AQEU	9.59	+0.00
4	TQEX	0.65	+0.00
5	BATE	0.04	+0.00
6	CHIX	0.00	+0.00
7	TRQX	0.00	+0.00
8	AQXE	0.00	+0.00

Best Prices Trend

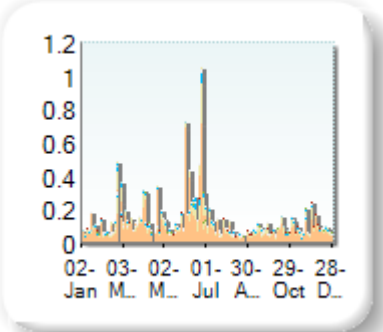


Best Price % measures how often each venue posts an absolute best price (no ties) for stocks. The result is averaged over the stocks in the index and is based on measurements of the order book every 5 seconds.

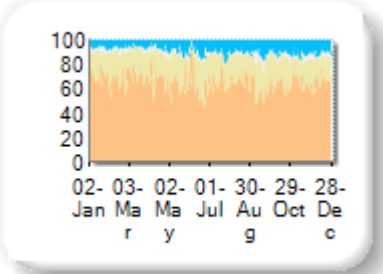
Market Share

Rank	Venue	Market Share	Change
1	XMAD	69.30%	+0.00
2	CEUX	20.64%	+0.00
3	AQEU	6.94%	+0.00
4	TQEX	3.02%	+0.00
5	BATE	0.05%	+0.00
6	CHIX	0.03%	+0.00
7	TRQX	0.02%	+0.00
8	AQXE	0.00%	+0.00

Volume Trend



Market Share Trend



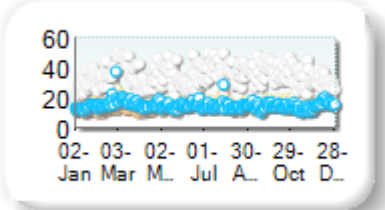
Market share is based on on-book value traded during continuous trading. The share is calculated by averaging over all stocks in the index. The current value shown is for last week and the change is relative to the previous week.

Spreads

At touch

Rank	Venue	Spread (bps)	Change
1	XMAD	13.86	+0.00
2	AQEU	14.97	+0.00
3	CEUX	15.79	+0.00
4	TQEX	36.70	+0.00


Monthly Spread Trend



25k EUR deal

Rank	Venue	Spread (bps)	Change
1	XMAD	19.34	+0.00
2	AQEU	31.65	+0.00
3	CEUX	34.26	+0.00
4	TQEX	486.83	+0.00

Monthly Spread Trend



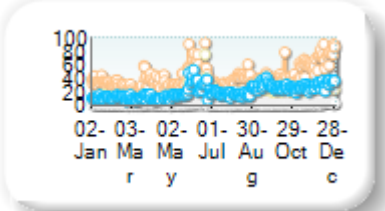
Spreads measure the bid to offer spread of the best visible orders in the book. The result is averaged over the stocks in the index and is based on measurements of the order books every 30 seconds. The value for the spread is quoted in basis points (0.01%).

Book Depths

10BPS Depth (top of book)

Rank	Venue	Depth (1K EUR)	Change
1	XMAD	40.1	+0.0
2	AQEU	20.1	+0.0
3	CEUX	12.7	+0.0
4	TQEX	1.5	+0.0
5	BATE	0.7	+0.0

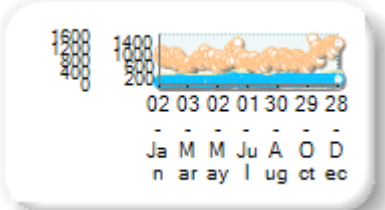
Monthly Depth Trend



50BPS Depth (deeper into book)

Rank	Venue	Depth (1K EUR)	Change
1	XMAD	829.9	+0.0
2	CEUX	144.0	+0.0
3	AQEU	109.3	+0.0
4	TQEX	26.6	+0.0
5	CHIX	2.8	+0.0
6	BATE	0.7	+0.0

Monthly Depth Trend



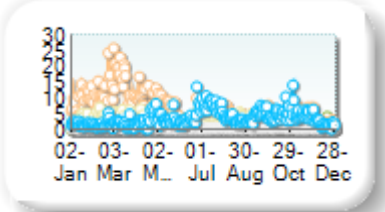
Market depth measures the amount of visible liquidity (bids and offers) in the order book within 10 or 50 BPS of mid price. The result is averaged over the stocks in the index and is based on measurements of the order book every 30 seconds. This is quoted in '000s of EUR.

Best Prices

At touch

Rank	Venue	Best Price (%)	Change
1	XMAD	6.29	-0.08
2	AQEU	3.39	-0.04
3	CEUX	2.50	+0.12
4	TQEX	0.25	+0.03
5	BATE	0.02	-0.02
6	CHIX	0.00	0.00
7	TRQX	0.00	+0.00
8	AQXE	0.00	+0.00

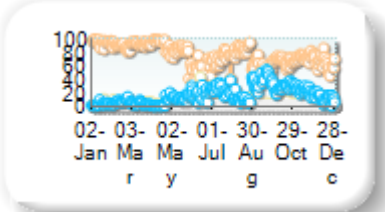
Best Prices Trend



25k EUR deal

Rank	Venue	Best Price (%)	Change
1	XMAD	76.16	+0.00
2	AQEU	15.72	+0.00
3	CEUX	4.17	+0.00
4	TQEX	0.01	+0.00
5	CHIX	0.00	+0.00
6	TRQX	0.00	+0.00
7	BATE	0.00	+0.00
8	AQXE	0.00	+0.00

Best Prices Trend

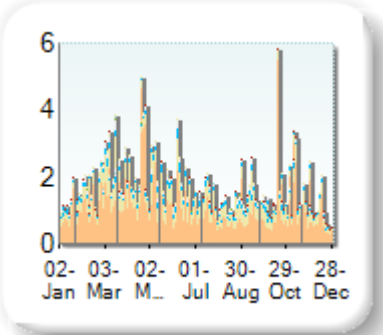


Best Price % measures how often each venue posts an absolute best price (no ties) for stocks. The result is averaged over the stocks in the index and is based on measurements of the order book every 5 seconds.

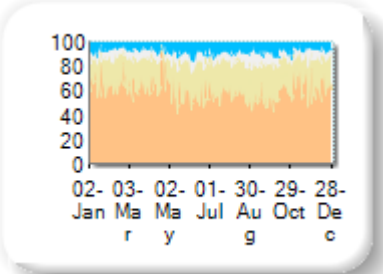
Market Share

Rank	Venue	Market Share	Change
1	XMAD	63.61%	+0.00
2	CEUX	22.86%	+0.00
3	AQEU	6.60%	+0.00
4	TQEX	6.59%	+0.00
5	BATE	0.16%	+0.00
6	TRQX	0.08%	+0.00
7	CHIX	0.08%	+0.00
8	AQXE	0.01%	+0.00

Volume Trend



Market Share Trend



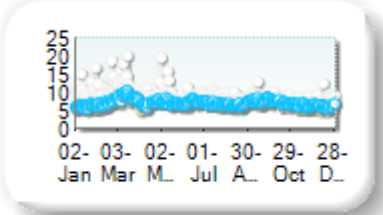
Market share is based on on-book value traded during continuous trading. The share is calculated by averaging over all stocks in the index. The current value shown is for last week and the change is relative to the previous week.

Spreads

At touch

Rank	Venue	Spread (bps)	Change
1	CEUX	6.72	+0.00
2	XMAD	6.92	+0.00
3	AQEU	6.97	+0.00
4	TQEX	9.27	+0.00
5	BATE	403.31	+0.00
6	CHIX	493.29	+0.00
7	AQXE	498.47	+0.00
8	TRQX	500.98	+0.00

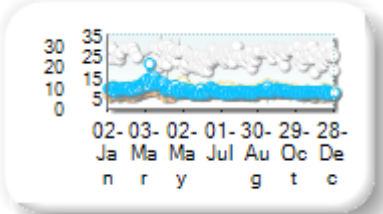
Monthly Spread Trend



25k EUR deal

Rank	Venue	Spread (bps)	Change
1	XMAD	8.11	+0.00
2	AQEU	9.04	+0.00
3	CEUX	9.37	+0.00
4	TQEX	30.49	+0.00
5	BATE	324.87	+0.00
6	CHIX	498.39	+0.00

Monthly Spread Trend



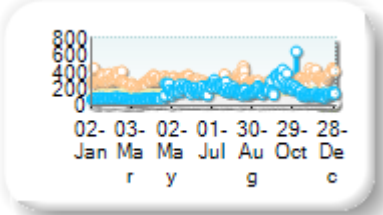
Spreads measure the bid to offer spread of the best visible orders in the book. The result is averaged over the stocks in the index and is based on measurements of the order books every 30 seconds. The value for the spread is quoted in basis points (0.01%).

Book Depths

10BPS Depth (top of book)

Rank	Venue	Depth (1K EUR)	Change
1	XMAD	278.5	+0.0
2	AQEU	152.3	+0.0
3	CEUX	111.4	+0.0
4	TQEX	28.4	+0.0
5	CHIX	4.3	+0.0
6	BATE	4.2	+0.0
7	AQXE	0.0	+0.0

Monthly Depth Trend



50BPS Depth (deeper into book)

Rank	Venue	Depth (1K EUR)	Change
1	XMAD	2,336.0	+0.0
2	CEUX	554.8	+0.0
3	AQEU	457.5	+0.0
4	TQEX	126.5	+0.0
5	BATE	11.4	+0.0
6	CHIX	7.1	+0.0
7	TRQX	0.3	+0.0
8	AQXE	0.1	+0.0

Monthly Depth Trend



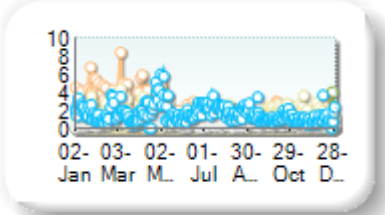
Market depth measures the amount of visible liquidity (bids and offers) in the order book within 10 or 50 BPS of mid price. The result is averaged over the stocks in the index and is based on measurements of the order book every 30 seconds. This is quoted in '000s of EUR.

Best Prices

At touch

Rank	Venue	Best Price (%)	Change
1	XMAD	1.98	-0.05
2	AQEU	1.60	-0.01
3	CEUX	1.58	+0.02
4	TQEX	0.50	+0.02
5	BATE	0.08	-0.02
6	CHIX	0.01	0.00
7	AQXE	0.00	0.00
8	TRQX	0.00	+0.00

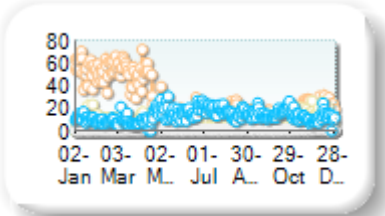
Best Prices Trend



25k EUR deal

Rank	Venue	Best Price (%)	Change
1	XMAD	27.31	+0.00
2	AQEU	13.41	+0.00
3	CEUX	9.46	+0.00
4	TQEX	0.53	+0.00
5	BATE	0.01	+0.00
6	CHIX	0.00	+0.00
7	TRQX	0.00	+0.00
8	AQXE	0.00	+0.00

Best Prices Trend

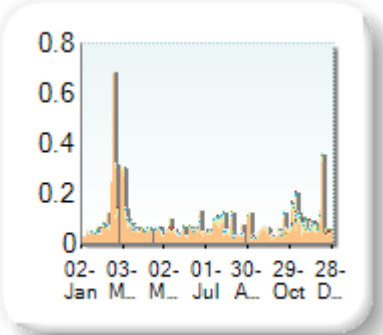


Best Price % measures how often each venue posts an absolute best price (no ties) for stocks. The result is averaged over the stocks in the index and is based on measurements of the order book every 5 seconds.

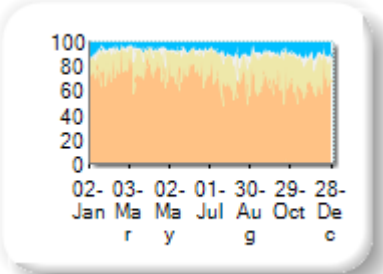
Market Share

Rank	Venue	Market Share	Change
1	XMAD	73.23%	+0.00
2	CEUX	17.95%	+0.00
3	AQEU	5.49%	+0.00
4	TQEX	3.14%	+0.00
5	BATE	0.11%	+0.00
6	CHIX	0.05%	+0.00
7	TRQX	0.05%	+0.00
8	AQXE	0.00%	+0.00

Volume Trend



Market Share Trend



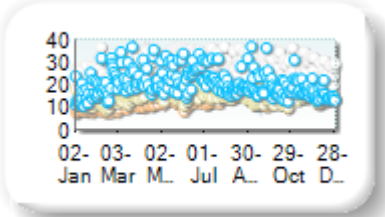
Market share is based on on-book value traded during continuous trading. The share is calculated by averaging over all stocks in the index. The current value shown is for last week and the change is relative to the previous week.

Spreads

At touch

Rank	Venue	Spread (bps)	Change
1	XMAD	13.06	+0.00
2	CEUX	15.92	+0.00
3	AQEU	20.88	+0.00
4	TQEX	30.59	+0.00
5	BATE	394.21	+0.00

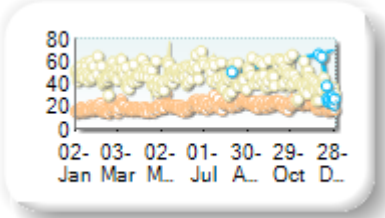
Monthly Spread Trend



25k EUR deal

Rank	Venue	Spread (bps)	Change
1	XMAD	20.37	+0.00
2	CEUX	49.79	+0.00
3	AQEU	78.61	+0.00
4	TQEX	118.68	+0.00

Monthly Spread Trend



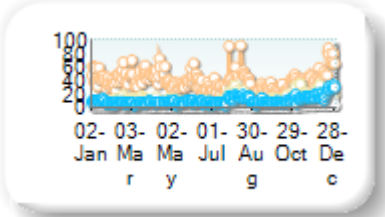
Spreads measure the bid to offer spread of the best visible orders in the book. The result is averaged over the stocks in the index and is based on measurements of the order books every 30 seconds. The value for the spread is quoted in basis points (0.01%).

Book Depths

10BPS Depth (top of book)

Rank	Venue	Depth (1K EUR)	Change
1	XMAD	38.0	+0.0
2	CEUX	10.8	+0.0
3	AQEU	9.4	+0.0
4	TQEX	2.2	+0.0
5	BATE	1.4	+0.0
6	AQXE	0.2	+0.0
7	CHIX	0.1	+0.0

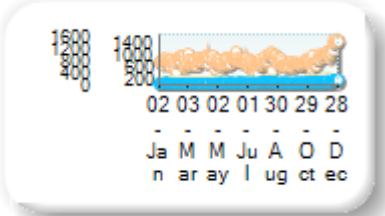
Monthly Depth Trend



50BPS Depth (deeper into book)

Rank	Venue	Depth (1K EUR)	Change
1	XMAD	763.9	+0.0
2	CEUX	66.8	+0.0
3	AQEU	33.7	+0.0
4	TQEX	21.8	+0.0
5	BATE	1.5	+0.0
6	AQXE	0.2	+0.0
7	CHIX	0.1	+0.0

Monthly Depth Trend



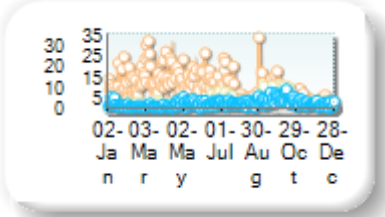
Market depth measures the amount of visible liquidity (bids and offers) in the order book within 10 or 50 BPS of mid price. The result is averaged over the stocks in the index and is based on measurements of the order book every 30 seconds. This is quoted in '000s of EUR.

Best Prices

At touch

Rank	Venue	Best Price (%)	Change
1	XMAD	9.34	+0.90
2	CEUX	2.47	-0.17
3	AQEU	2.05	-0.23
4	TQEX	0.17	-0.01
5	BATE	0.02	0.00
6	CHIX	0.00	0.00
7	TRQX	0.00	+0.00
8	AQXE	0.00	+0.00

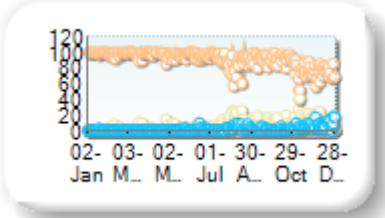
Best Prices Trend



25k EUR deal

Rank	Venue	Best Price (%)	Change
1	XMAD	91.57	+0.00
2	CEUX	5.49	+0.00
3	AQEU	2.01	+0.00
4	TQEX	0.08	+0.00
5	BATE	0.00	+0.00
6	CHIX	0.00	+0.00
7	TRQX	0.00	+0.00
8	AQXE	0.00	+0.00

Best Prices Trend

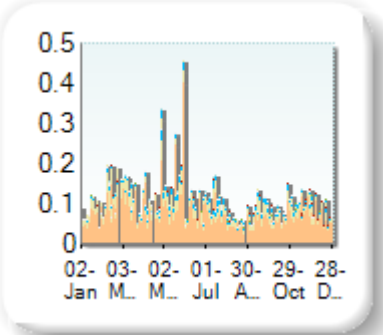


Best Price % measures how often each venue posts an absolute best price (no ties) for stocks. The result is averaged over the stocks in the index and is based on measurements of the order book every 5 seconds.

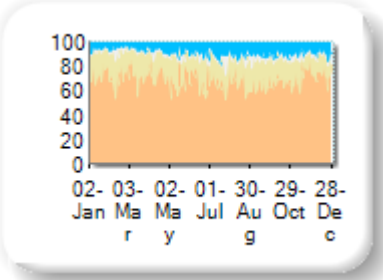
Market Share

Rank	Venue	Market Share	Change
1	XMAD	71.48%	+0.00
2	CEUX	17.89%	+0.00
3	AQEU	7.62%	+0.00
4	TQEX	2.81%	+0.00
5	BATE	0.10%	+0.00
6	CHIX	0.06%	+0.00
7	TRQX	0.04%	+0.00
8	AQXE	0.01%	+0.00

Volume Trend



Market Share Trend



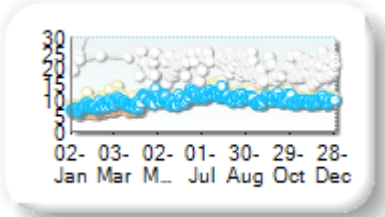
Market share is based on on-book value traded during continuous trading. The share is calculated by averaging over all stocks in the index. The current value shown is for last week and the change is relative to the previous week.

Spreads

At touch

Rank	Venue	Spread (bps)	Change
1	XMAD	9.79	+0.00
2	AQEU	9.84	+0.00
3	CEUX	10.70	+0.00
4	TQEX	27.45	+0.00
5	BATE	437.44	+0.00
6	CHIX	491.96	+0.00
7	AQXE	501.00	+0.00

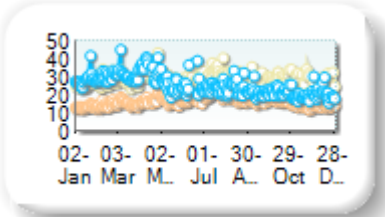
Monthly Spread Trend



25k EUR deal

Rank	Venue	Spread (bps)	Change
1	XMAD	16.17	+0.00
2	AQEU	25.48	+0.00
3	CEUX	28.24	+0.00
4	TQEX	167.46	+0.00

Monthly Spread Trend



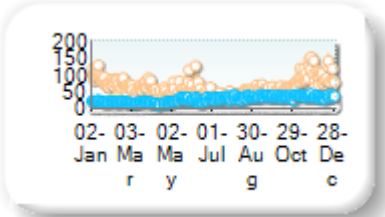
Spreads measure the bid to offer spread of the best visible orders in the book. The result is averaged over the stocks in the index and is based on measurements of the order books every 30 seconds. The value for the spread is quoted in basis points (0.01%).

Book Depths

10BPS Depth (top of book)

Rank	Venue	Depth (1K EUR)	Change
1	XMAD	62.1	+0.0
2	AQEU	25.7	+0.0
3	CEUX	16.0	+0.0
4	TQEX	2.2	+0.0
5	BATE	1.9	+0.0
6	CHIX	0.1	+0.0

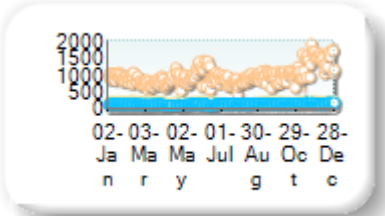
Monthly Depth Trend



50BPS Depth (deeper into book)

Rank	Venue	Depth (1K EUR)	Change
1	XMAD	967.8	+0.0
2	CEUX	158.1	+0.0
3	AQEU	113.5	+0.0
4	TQEX	30.9	+0.0
5	TRQX	6.8	+0.0
6	BATE	4.3	+0.0
7	CHIX	3.6	+0.0

Monthly Depth Trend



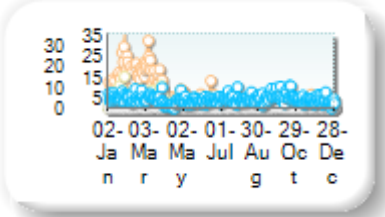
Market depth measures the amount of visible liquidity (bids and offers) in the order book within 10 or 50 BPS of mid price. The result is averaged over the stocks in the index and is based on measurements of the order book every 30 seconds. This is quoted in '000s of EUR.

Best Prices

At touch

Rank	Venue	Best Price (%)	Change
1	XMAD	5.86	-0.74
2	AQEU	4.26	+0.02
3	CEUX	2.41	+0.10
4	TQEX	0.29	+0.01
5	BATE	0.03	0.00
6	CHIX	0.00	+0.00
7	TRQX	0.00	+0.00
8	AQXE	0.00	+0.00

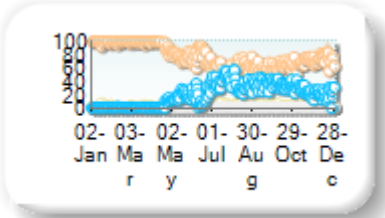
Best Prices Trend



25k EUR deal

Rank	Venue	Best Price (%)	Change
1	XMAD	76.37	+0.00
2	AQEU	19.72	+0.00
3	CEUX	2.92	+0.00
4	TQEX	0.01	+0.00
5	CHIX	0.00	+0.00
6	TRQX	0.00	+0.00
7	BATE	0.00	+0.00
8	AQXE	0.00	+0.00

Best Prices Trend

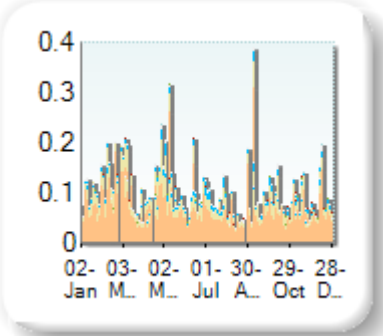


Best Price % measures how often each venue posts an absolute best price (no ties) for stocks. The result is averaged over the stocks in the index and is based on measurements of the order book every 5 seconds.

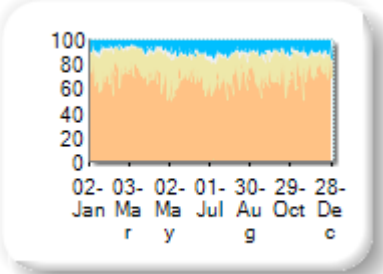
Market Share

Rank	Venue	Market Share	Change
1	XMAD	69.84%	+0.00
2	CEUX	20.23%	+0.00
3	AQEU	7.26%	+0.00
4	TQEX	2.54%	+0.00
5	BATE	0.07%	+0.00
6	CHIX	0.04%	+0.00
7	TRQX	0.02%	+0.00
8	AQXE	0.00%	+0.00

Volume Trend



Market Share Trend



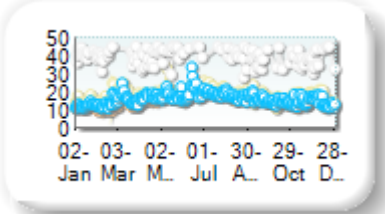
Market share is based on on-book value traded during continuous trading. The share is calculated by averaging over all stocks in the index. The current value shown is for last week and the change is relative to the previous week.

Spreads

At touch

Rank	Venue	Spread (bps)	Change
1	XMAD	15.41	+0.00
2	AQEU	16.15	+0.00
3	CEUX	17.72	+0.00
4	TQEX	47.71	+0.00

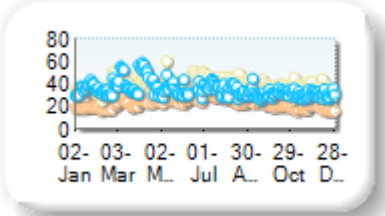
Monthly Spread Trend



25k EUR deal

Rank	Venue	Spread (bps)	Change
1	XMAD	22.86	+0.00
2	AQEU	34.60	+0.00
3	CEUX	38.33	+0.00

Monthly Spread Trend



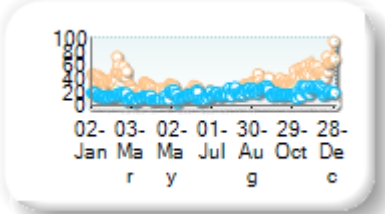
Spreads measure the bid to offer spread of the best visible orders in the book. The result is averaged over the stocks in the index and is based on measurements of the order books every 30 seconds. The value for the spread is quoted in basis points (0.01%).

Book Depths

10BPS Depth (top of book)

Rank	Venue	Depth (1K EUR)	Change
1	XMAD	29.8	+0.0
2	AQEU	15.7	+0.0
3	CEUX	7.9	+0.0
4	TQEX	0.6	+0.0

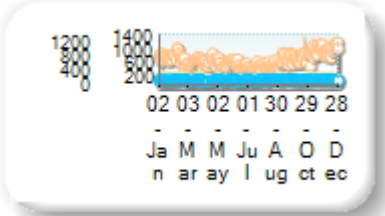
Monthly Depth Trend



50BPS Depth (deeper into book)

Rank	Venue	Depth (1K EUR)	Change
1	XMAD	668.0	+0.0
2	CEUX	132.1	+0.0
3	AQEU	98.1	+0.0
4	TQEX	20.1	+0.0
5	BATE	0.7	+0.0

Monthly Depth Trend



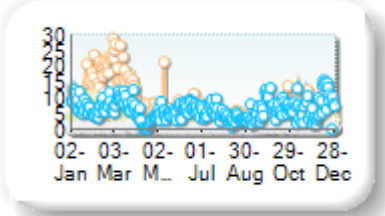
Market depth measures the amount of visible liquidity (bids and offers) in the order book within 10 or 50 BPS of mid price. The result is averaged over the stocks in the index and is based on measurements of the order book every 30 seconds. This is quoted in '000s of EUR.

Best Prices

At touch

Rank	Venue	Best Price (%)	Change
1	XMAD	7.83	+0.26
2	AQEU	6.03	-0.24
3	CEUX	3.29	+0.12
4	TQEX	0.29	+0.03
5	BATE	0.01	-0.01
6	CHIX	0.00	0.00
7	TRQX	0.00	+0.00
8	AQXE	0.00	+0.00

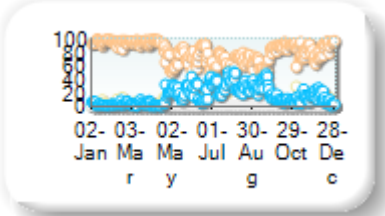
Best Prices Trend



25k EUR deal

Rank	Venue	Best Price (%)	Change
1	XMAD	80.76	+0.00
2	AQEU	15.25	+0.00
3	CEUX	3.24	+0.00
4	TQEX	0.01	+0.00
5	CHIX	0.00	+0.00
6	TRQX	0.00	+0.00
7	BATE	0.00	+0.00
8	AQXE	0.00	+0.00

Best Prices Trend

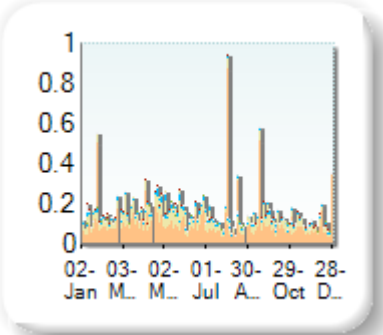


Best Price % measures how often each venue posts an absolute best price (no ties) for stocks. The result is averaged over the stocks in the index and is based on measurements of the order book every 5 seconds.

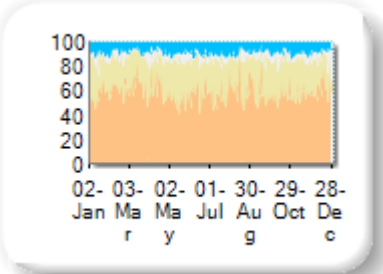
Market Share

Rank	Venue	Market Share	Change
1	XMAD	62.39%	+0.00
2	CEUX	25.42%	+0.00
3	AQEU	6.97%	+0.00
4	TQEX	4.95%	+0.00
5	BATE	0.12%	+0.00
6	TRQX	0.08%	+0.00
7	AQXE	0.04%	+0.00
8	CHIX	0.04%	+0.00

Volume Trend



Market Share Trend



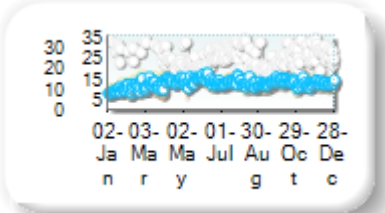
Market share is based on on-book value traded during continuous trading. The share is calculated by averaging over all stocks in the index. The current value shown is for last week and the change is relative to the previous week.

Spreads

At touch

Rank	Venue	Spread (bps)	Change
1	XMAD	12.37	+0.00
2	AQEU	12.59	+0.00
3	CEUX	12.60	+0.00
4	TQEX	28.79	+0.00
5	AQXE	501.00	+0.00

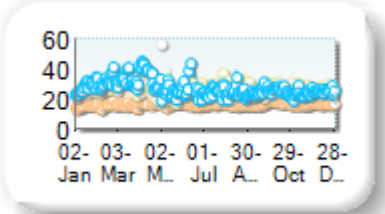
Monthly Spread Trend



25k EUR deal

Rank	Venue	Spread (bps)	Change
1	XMAD	16.64	+0.00
2	CEUX	27.00	+0.00
3	AQEU	27.00	+0.00
4	TQEX	183.41	+0.00

Monthly Spread Trend



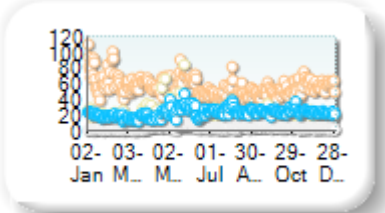
Spreads measure the bid to offer spread of the best visible orders in the book. The result is averaged over the stocks in the index and is based on measurements of the order books every 30 seconds. The value for the spread is quoted in basis points (0.01%).

Book Depths

10BPS Depth (top of book)

Rank	Venue	Depth (1K EUR)	Change
1	XMAD	56.2	+0.0
2	AQEU	22.7	+0.0
3	CEUX	20.9	+0.0
4	TQEX	3.5	+0.0
5	AQXE	0.2	+0.0
6	BATE	0.1	+0.0

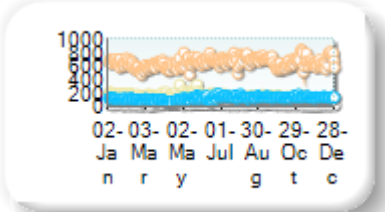
Monthly Depth Trend



50BPS Depth (deeper into book)

Rank	Venue	Depth (1K EUR)	Change
1	XMAD	652.1	+0.0
2	CEUX	151.6	+0.0
3	AQEU	117.3	+0.0
4	TQEX	30.7	+0.0
5	CHIX	7.4	+0.0
6	BATE	5.9	+0.0
7	AQXE	0.2	+0.0

Monthly Depth Trend



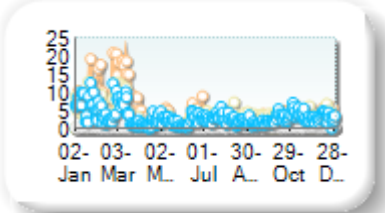
Market depth measures the amount of visible liquidity (bids and offers) in the order book within 10 or 50 BPS of mid price. The result is averaged over the stocks in the index and is based on measurements of the order book every 30 seconds. This is quoted in '000s of EUR.

Best Prices

At touch

Rank	Venue	Best Price (%)	Change
1	XMAD	4.10	+0.08
2	CEUX	3.30	+0.06
3	AQEU	3.05	-0.07
4	TQEX	0.33	+0.03
5	BATE	0.01	+0.00
6	AQXE	0.00	0.00
7	CHIX	0.00	0.00
8	TRQX	0.00	+0.00

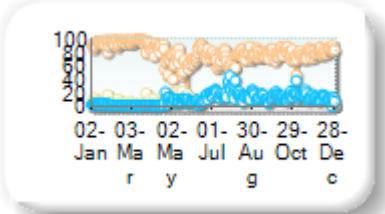
Best Prices Trend



25k EUR deal

Rank	Venue	Best Price (%)	Change
1	XMAD	80.11	+0.00
2	AQEU	9.68	+0.00
3	CEUX	5.87	+0.00
4	TQEX	0.03	+0.00
5	CHIX	0.00	+0.00
6	TRQX	0.00	+0.00
7	BATE	0.00	+0.00
8	AQXE	0.00	+0.00

Best Prices Trend

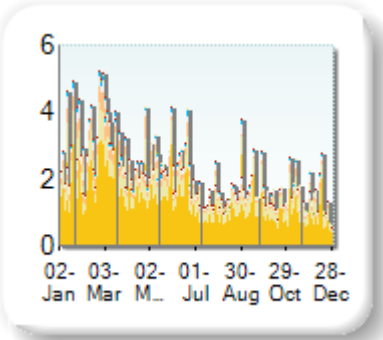


Best Price % measures how often each venue posts an absolute best price (no ties) for stocks. The result is averaged over the stocks in the index and is based on measurements of the order book every 5 seconds.

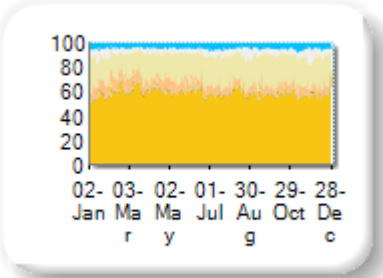
Market Share

Rank	Venue	Market Share	Change
1	ENXT	61.84%	+0.00
2	CEUX	21.45%	+0.00
3	XMAD	7.55%	+0.00
4	TQEX	5.26%	+0.00
5	AQEU	3.61%	+0.00
6	TRQX	0.14%	+0.00
7	BATE	0.09%	+0.00
8	CHIX	0.06%	+0.00
9	AQXE	0.00%	+0.00

Volume Trend



Market Share Trend



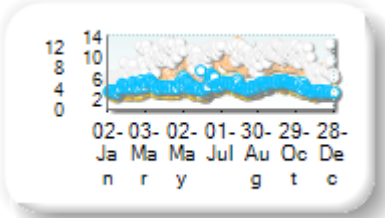
Market share is based on on-book value traded during continuous trading. The share is calculated by averaging over all stocks in the index. The current value shown is for last week and the change is relative to the previous week.

Spreads

At touch

Rank	Venue	Spread (bps)	Change
1	ENXT	3.75	+0.00
2	CEUX	4.42	+0.00
3	AQEU	4.53	+0.00
4	XMAD	7.61	+0.00
5	TQEX	10.59	+0.00
6	CHIX	320.23	+0.00
7	BATE	399.87	+0.00
8	TRQX	501.00	+0.00
9	AQXE	501.00	+0.00

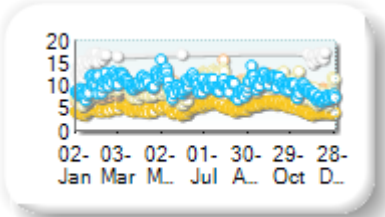
Monthly Spread Trend



25k EUR deal

Rank	Venue	Spread (bps)	Change
1	ENXT	5.14	+0.00
2	CEUX	9.47	+0.00
3	XMAD	9.60	+0.00
4	AQEU	10.18	+0.00
5	TQEX	26.72	+0.00
6	BATE	356.13	+0.00

Monthly Spread Trend



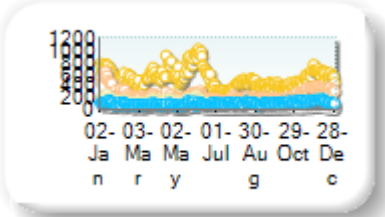
Spreads measure the bid to offer spread of the best visible orders in the book. The result is averaged over the stocks in the index and is based on measurements of the order books every 30 seconds. The value for the spread is quoted in basis points (0.01%).

Book Depths

10BPS Depth (top of book)

Rank	Venue	Depth (1K EUR)	Change
1	ENXT	501.4	+0.0
2	XMAD	224.6	+0.0
3	CEUX	106.5	+0.0
4	AQEU	93.8	+0.0
5	TQEX	27.8	+0.0
6	CHIX	2.0	+0.0
7	BATE	0.4	+0.0

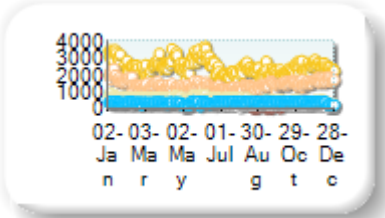
Monthly Depth Trend



50BPS Depth (deeper into book)

Rank	Venue	Depth (1K EUR)	Change
1	ENXT	2,402.0	+0.0
2	XMAD	1,374.5	+0.0
3	CEUX	527.8	+0.0
4	AQEU	335.8	+0.0
5	TQEX	231.5	+0.0
6	BATE	5.6	+0.0
7	CHIX	4.5	+0.0
8	TRQX	4.0	+0.0
9	AQXE	1.7	+0.0

Monthly Depth Trend



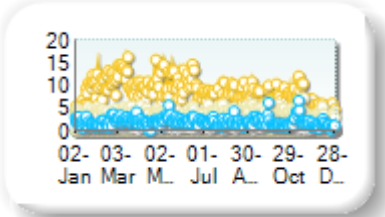
Market depth measures the amount of visible liquidity (bids and offers) in the order book within 10 or 50 BPS of mid price. The result is averaged over the stocks in the index and is based on measurements of the order book every 30 seconds. This is quoted in '000s of EUR.

Best Prices

At touch

Rank	Venue	Best Price (%)	Change
1	ENXT	8.43	+0.52
2	CEUX	3.79	-0.07
3	AQEU	1.85	-0.03
4	TQEX	0.84	-0.02
5	CHIX	0.01	0.00
6	BATE	0.01	0.00
7	TRQX	0.00	+0.00
8	AQXE	0.00	+0.00

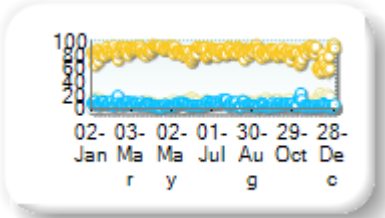
Best Prices Trend



25k EUR deal

Rank	Venue	Best Price (%)	Change
1	ENXT	83.62	+0.00
2	CEUX	6.68	+0.00
3	AQEU	5.24	+0.00
4	TQEX	0.18	+0.00
5	CHIX	0.00	+0.00
6	TRQX	0.00	+0.00
7	BATE	0.00	+0.00
8	AQXE	0.00	+0.00

Best Prices Trend

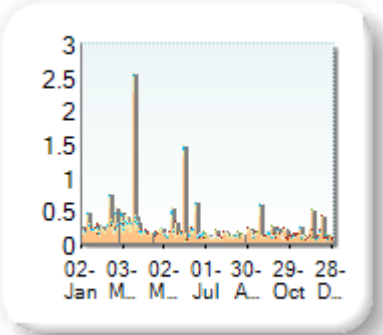


Best Price % measures how often each venue posts an absolute best price (no ties) for stocks. The result is averaged over the stocks in the index and is based on measurements of the order book every 5 seconds.

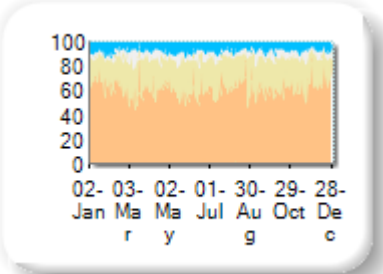
Market Share

Rank	Venue	Market Share	Change
1	XMAD	64.91%	+0.00
2	CEUX	23.53%	+0.00
3	AQEU	6.20%	+0.00
4	TQEX	5.10%	+0.00
5	BATE	0.13%	+0.00
6	CHIX	0.07%	+0.00
7	TRQX	0.05%	+0.00
8	AQXE	0.00%	+0.00

Volume Trend



Market Share Trend



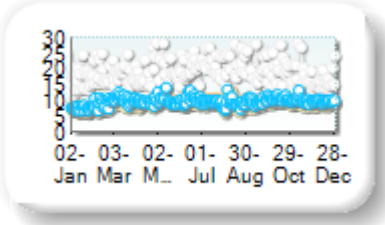
Market share is based on on-book value traded during continuous trading. The share is calculated by averaging over all stocks in the index. The current value shown is for last week and the change is relative to the previous week.

Spreads

At touch

Rank	Venue	Spread (bps)	Change
1	CEUX	8.82	+0.00
2	XMAD	9.33	+0.00
3	AQEU	9.53	+0.00
4	TQEX	21.11	+0.00
5	BATE	258.20	+0.00

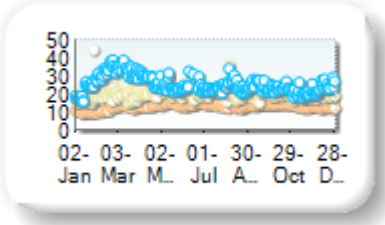
Monthly Spread Trend



25k EUR deal

Rank	Venue	Spread (bps)	Change
1	XMAD	13.57	+0.00
2	CEUX	20.23	+0.00
3	AQEU	25.23	+0.00
4	TQEX	66.39	+0.00
5	BATE	432.99	+0.00

Monthly Spread Trend



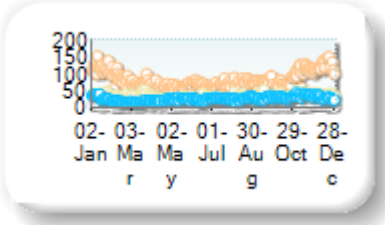
Spreads measure the bid to offer spread of the best visible orders in the book. The result is averaged over the stocks in the index and is based on measurements of the order books every 30 seconds. The value for the spread is quoted in basis points (0.01%).

Book Depths

10BPS Depth (top of book)

Rank	Venue	Depth (1K EUR)	Change
1	XMAD	81.4	+0.0
2	CEUX	30.7	+0.0
3	AQEU	24.2	+0.0
4	TQEX	5.2	+0.0
5	AQXE	0.2	+0.0
6	BATE	0.2	+0.0
7	CHIX	0.1	+0.0

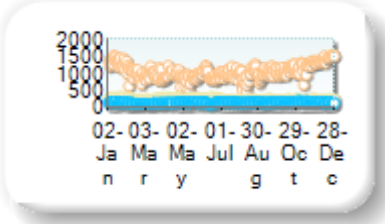
Monthly Depth Trend



50BPS Depth (deeper into book)

Rank	Venue	Depth (1K EUR)	Change
1	XMAD	1,038.4	+0.0
2	CEUX	207.1	+0.0
3	AQEU	111.9	+0.0
4	TQEX	42.7	+0.0
5	BATE	9.1	+0.0
6	CHIX	8.5	+0.0
7	AQXE	0.2	+0.0

Monthly Depth Trend



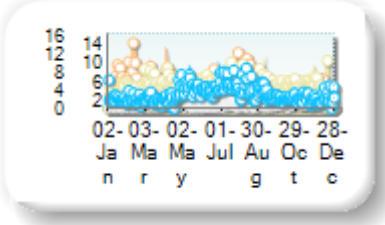
Market depth measures the amount of visible liquidity (bids and offers) in the order book within 10 or 50 BPS of mid price. The result is averaged over the stocks in the index and is based on measurements of the order book every 30 seconds. This is quoted in '000s of EUR.

Best Prices

At touch

Rank	Venue	Best Price (%)	Change
1	CEUX	4.82	+0.04
2	XMAD	3.62	-0.22
3	AQEU	2.95	-0.14
4	TQEX	0.78	-0.03
5	BATE	0.06	+0.01
6	CHIX	0.00	+0.00
7	TRQX	0.00	+0.00
8	AQXE	0.00	+0.00

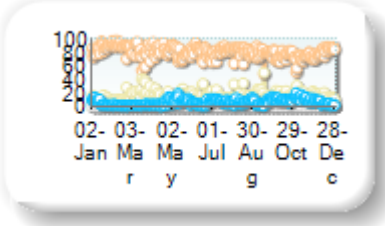
Best Prices Trend



25k EUR deal

Rank	Venue	Best Price (%)	Change
1	XMAD	80.48	+0.00
2	CEUX	13.38	+0.00
3	AQEU	5.39	+0.00
4	TQEX	0.04	+0.00
5	CHIX	0.00	+0.00
6	TRQX	0.00	+0.00
7	BATE	0.00	+0.00
8	AQXE	0.00	+0.00

Best Prices Trend

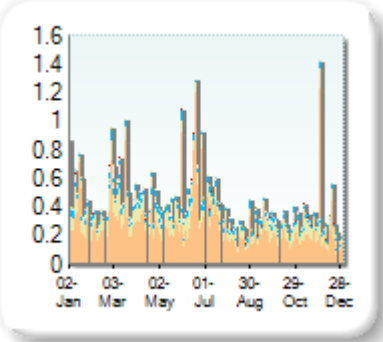


Best Price % measures how often each venue posts an absolute best price (no ties) for stocks. The result is averaged over the stocks in the index and is based on measurements of the order book every 5 seconds.

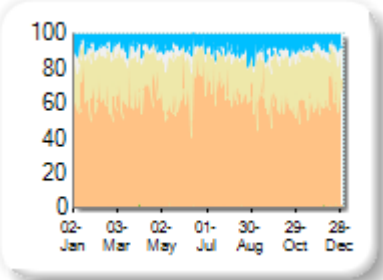
Market Share

Rank	Venue	Market Share	Change
1	XMAD	66.20%	+0.00
2	CEUX	21.95%	+0.00
3	AQEU	7.24%	+0.00
4	TQEX	4.12%	+0.00
5	BATE	0.27%	+0.00
6	CHIX	0.11%	+0.00
7	TRQX	0.11%	+0.00
8	AQXE	0.01%	+0.00

Volume Trend



Market Share Trend




Market share is based on on-book value traded during continuous trading. The share is calculated by averaging over all stocks in the index. The current value shown is for last week and the change is relative to the previous week.

Spreads

At touch

Rank	Venue	Spread (bps)	Change
1	XMAD	6.66	+0.00
2	CEUX	6.70	+0.00
3	AQEU	7.33	+0.00
4	TQEX	19.84	+0.00
5	BATE	273.35	+0.00

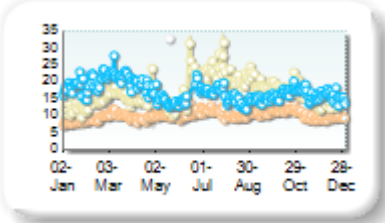
Monthly Spread Trend



25k EUR deal

Rank	Venue	Spread (bps)	Change
1	XMAD	10.00	+0.00
2	CEUX	16.79	+0.00
3	AQEU	17.08	+0.00
4	TQEX	58.21	+0.00
5	BATE	312.25	+0.00

Monthly Spread Trend



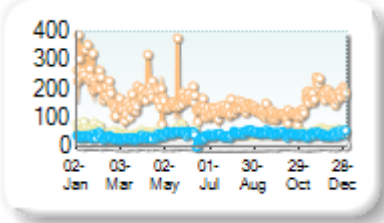
Spreads measure the bid to offer spread of the best visible orders in the book. The result is averaged over the stocks in the index and is based on measurements of the order books every 30 seconds. The value for the spread is quoted in basis points (0.01%).

Book Depths

10BPS Depth (top of book)

Rank	Venue	Depth (1K EUR)	Change
1	XMAD	158.1	+0.0
2	CEUX	41.7	+0.0
3	AQEU	39.8	+0.0
4	TQEX	5.8	+0.0
5	TRQX	5.6	+0.0
6	BATE	1.3	+0.0
7	CHIX	0.9	+0.0
8	AQXE	0.2	+0.0

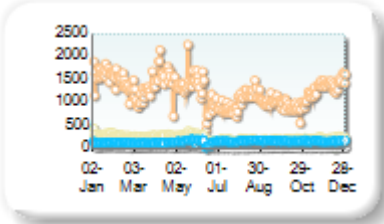
Monthly Depth Trend



50BPS Depth (deeper into book)

Rank	Venue	Depth (1K EUR)	Change
1	XMAD	1,244.7	+0.0
2	CEUX	243.6	+0.0
3	AQEU	154.8	+0.0
4	TQEX	58.9	+0.0
5	CHIX	8.1	+0.0
6	BATE	7.8	+0.0
7	TRQX	5.6	+0.0
8	AQXE	0.2	+0.0

Monthly Depth Trend



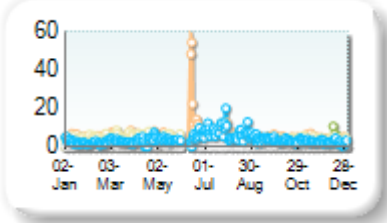
Market depth measures the amount of visible liquidity (bids and offers) in the order book within 10 or 50 BPS of mid price. The result is averaged over the stocks in the index and is based on measurements of the order book every 30 seconds. This is quoted in '000s of EUR.

Best Prices

At touch

Rank	Venue	Best Price (%)	Change
1	XMAD	4.79	+0.24
2	CEUX	3.96	+0.04
3	AQEU	3.77	-0.08
4	TQEX	0.47	+0.00
5	BATE	0.21	-0.12
6	CHIX	0.00	0.00
7	TRQX	0.00	+0.00
8	AQXE	0.00	+0.00

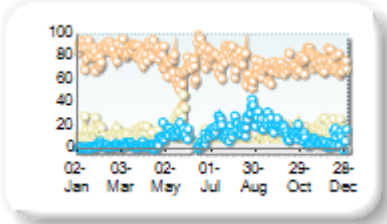
Best Prices Trend



25k EUR deal

Rank	Venue	Best Price (%)	Change
1	XMAD	76.86	+0.00
2	CEUX	11.27	+0.00
3	AQEU	10.70	+0.00
4	TQEX	0.05	+0.00
5	CHIX	0.00	+0.00
6	TRQX	0.00	+0.00
7	BATE	0.00	+0.00
8	AQXE	0.00	+0.00

Best Prices Trend

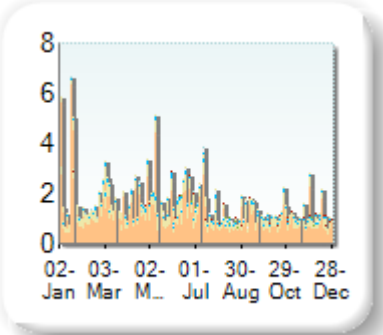


Best Price % measures how often each venue posts an absolute best price (no ties) for stocks. The result is averaged over the stocks in the index and is based on measurements of the order book every 5 seconds.

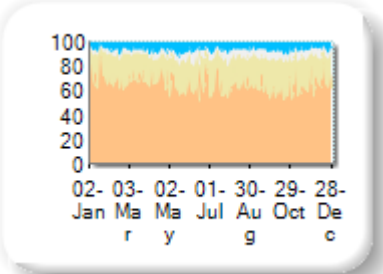
Market Share

Rank	Venue	Market Share	Change
1	XMAD	70.33%	+0.00
2	CEUX	20.11%	+0.00
3	AQEU	4.93%	+0.00
4	TQEX	4.44%	+0.00
5	BATE	0.09%	+0.00
6	CHIX	0.06%	+0.00
7	TRQX	0.04%	+0.00
8	AQXE	0.00%	+0.00

Volume Trend



Market Share Trend



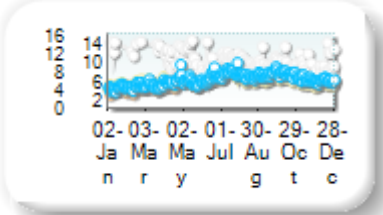
Market share is based on on-book value traded during continuous trading. The share is calculated by averaging over all stocks in the index. The current value shown is for last week and the change is relative to the previous week.

Spreads

At touch

Rank	Venue	Spread (bps)	Change
1	XMAD	5.87	+0.00
2	CEUX	5.91	+0.00
3	AQEU	6.23	+0.00
4	TQEX	12.58	+0.00
5	BATE	431.53	+0.00
6	AQXE	489.64	+0.00
7	CHIX	497.22	+0.00
8	TRQX	497.72	+0.00

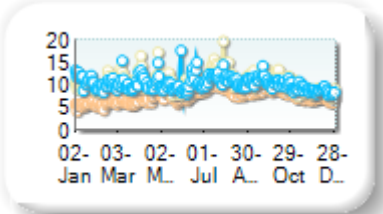
Monthly Spread Trend



25k EUR deal

Rank	Venue	Spread (bps)	Change
1	XMAD	7.59	+0.00
2	AQEU	10.33	+0.00
3	CEUX	10.53	+0.00
4	TQEX	46.47	+0.00

Monthly Spread Trend



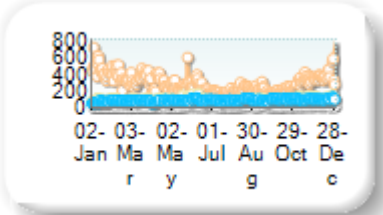
Spreads measure the bid to offer spread of the best visible orders in the book. The result is averaged over the stocks in the index and is based on measurements of the order books every 30 seconds. The value for the spread is quoted in basis points (0.01%).

Book Depths

10BPS Depth (top of book)

Rank	Venue	Depth (1K EUR)	Change
1	XMAD	282.2	+0.0
2	CEUX	83.9	+0.0
3	AQEU	78.5	+0.0
4	TQEX	15.3	+0.0
5	CHIX	1.4	+0.0
6	BATE	0.6	+0.0
7	AQXE	0.1	+0.0

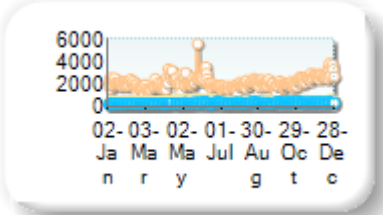
Monthly Depth Trend



50BPS Depth (deeper into book)

Rank	Venue	Depth (1K EUR)	Change
1	XMAD	2,091.4	+0.0
2	CEUX	395.1	+0.0
3	AQEU	261.2	+0.0
4	TQEX	87.4	+0.0
5	TRQX	12.5	+0.0
6	BATE	7.1	+0.0
7	CHIX	4.8	+0.0
8	AQXE	0.5	+0.0

Monthly Depth Trend



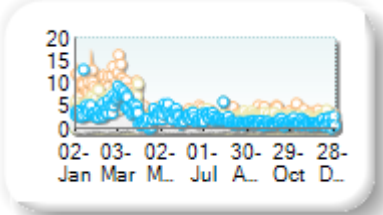
Market depth measures the amount of visible liquidity (bids and offers) in the order book within 10 or 50 BPS of mid price. The result is averaged over the stocks in the index and is based on measurements of the order book every 30 seconds. This is quoted in '000s of EUR.

Best Prices

At touch

Rank	Venue	Best Price (%)	Change
1	XMAD	4.24	-0.01
2	CEUX	3.06	-0.09
3	AQEU	2.46	-0.08
4	TQEX	0.61	-0.04
5	BATE	0.05	+0.04
6	CHIX	0.00	0.00
7	AQXE	0.00	+0.00
8	TRQX	0.00	+0.00

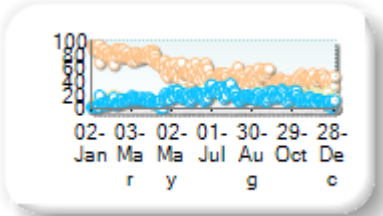
Best Prices Trend



25k EUR deal

Rank	Venue	Best Price (%)	Change
1	XMAD	55.47	+0.00
2	AQEU	14.88	+0.00
3	CEUX	12.68	+0.00
4	TQEX	0.30	+0.00
5	BATE	0.00	+0.00
6	CHIX	0.00	+0.00
7	TRQX	0.00	+0.00
8	AQXE	0.00	+0.00

Best Prices Trend

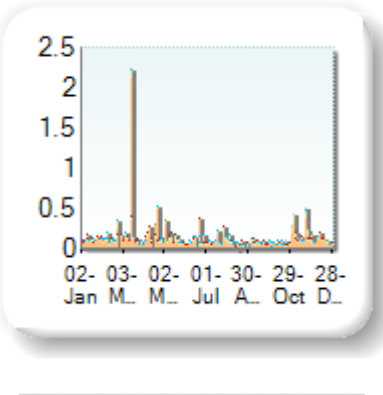


Best Price % measures how often each venue posts an absolute best price (no ties) for stocks. The result is averaged over the stocks in the index and is based on measurements of the order book every 5 seconds.

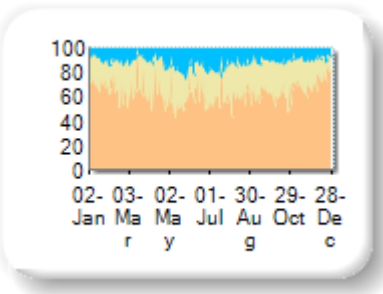
Market Share

Rank	Venue	Market Share	Change
1	XMAD	68.17%	+0.00
2	CEUX	22.62%	+0.00
3	AQEU	9.05%	+0.00
4	BATE	0.09%	+0.00
5	CHIX	0.06%	+0.00
6	TRQX	0.00%	+0.00

Volume Trend



Market Share Trend



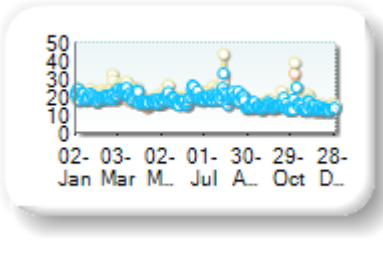
Market share is based on on-book value traded during continuous trading. The share is calculated by averaging over all stocks in the index. The current value shown is for last week and the change is relative to the previous week.

Spreads

At touch

Rank	Venue	Spread (bps)	Change
1	XMAD	17.92	+0.00
2	AQEU	18.07	+0.00
3	CEUX	19.19	+0.00

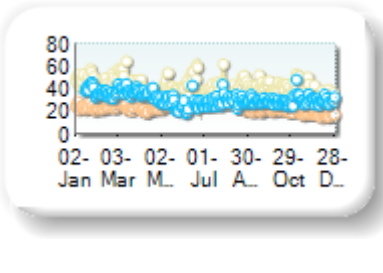
Monthly Spread Trend



25k EUR deal

Rank	Venue	Spread (bps)	Change
1	XMAD	23.16	+0.00
2	AQEU	31.15	+0.00
3	CEUX	41.63	+0.00

Monthly Spread Trend



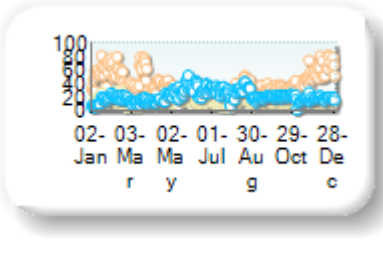
Spreads measure the bid to offer spread of the best visible orders in the book. The result is averaged over the stocks in the index and is based on measurements of the order books every 30 seconds. The value for the spread is quoted in basis points (0.01%).

Book Depths

10BPS Depth (top of book)

Rank	Venue	Depth (1K EUR)	Change
1	XMAD	38.0	+0.0
2	AQEU	20.7	+0.0
3	CEUX	12.1	+0.0

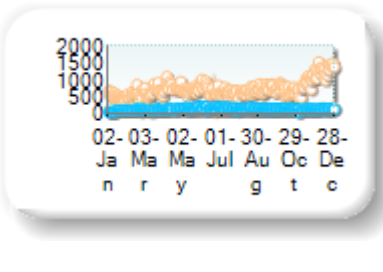
Monthly Depth Trend



50BPS Depth (deeper into book)

Rank	Venue	Depth (1K EUR)	Change
1	XMAD	715.9	+0.0
2	AQEU	113.1	+0.0
3	CEUX	101.7	+0.0
4	BATE	10.6	+0.0
5	CHIX	1.9	+0.0

Monthly Depth Trend



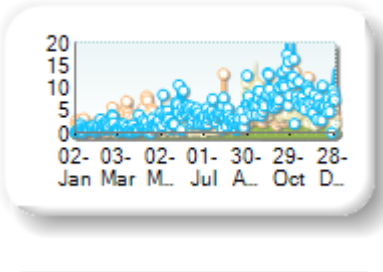
Market depth measures the amount of visible liquidity (bids and offers) in the order book within 10 or 50 BPS of mid price. The result is averaged over the stocks in the index and is based on measurements of the order book every 30 seconds. This is quoted in '000s of EUR.

Best Prices

At touch

Rank	Venue	Best Price (%)	Change
1	AQEU	4.30	-0.09
2	XMAD	3.24	+0.71
3	CEUX	2.76	-0.13
4	BATE	0.01	+0.01
5	CHIX	0.00	0.00
6	TRQX	0.00	+0.00

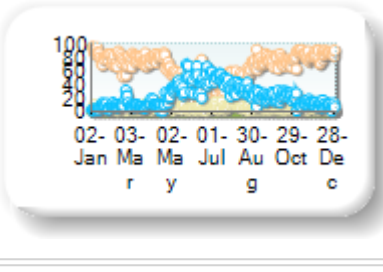
Best Prices Trend



25k EUR deal

Rank	Venue	Best Price (%)	Change
1	XMAD	67.14	+0.00
2	AQEU	22.17	+0.00
3	CEUX	4.50	+0.00
4	CHIX	0.00	+0.00
5	TRQX	0.00	+0.00
6	BATE	0.00	+0.00

Best Prices Trend

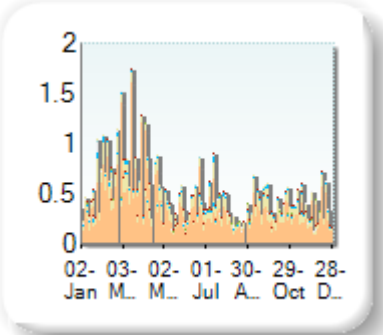


Best Price % measures how often each venue posts an absolute best price (no ties) for stocks. The result is averaged over the stocks in the index and is based on measurements of the order book every 5 seconds.

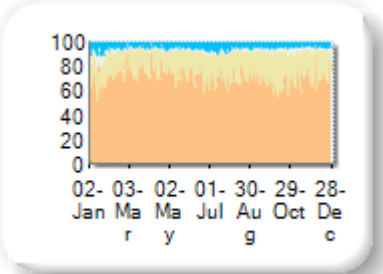
Market Share

Rank	Venue	Market Share	Change
1	XMAD	74.15%	+0.00
2	CEUX	18.72%	+0.00
3	AQEU	4.22%	+0.00
4	TQEX	2.44%	+0.00
5	BATE	0.23%	+0.00
6	TRQX	0.11%	+0.00
7	CHIX	0.11%	+0.00
8	AQXE	0.01%	+0.00

Volume Trend



Market Share Trend



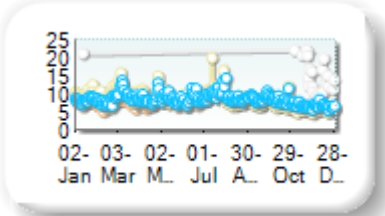
Market share is based on on-book value traded during continuous trading. The share is calculated by averaging over all stocks in the index. The current value shown is for last week and the change is relative to the previous week.

Spreads

At touch

Rank	Venue	Spread (bps)	Change
1	XMAD	7.69	+0.00
2	AQEU	8.43	+0.00
3	CEUX	8.46	+0.00
4	TQEX	35.97	+0.00

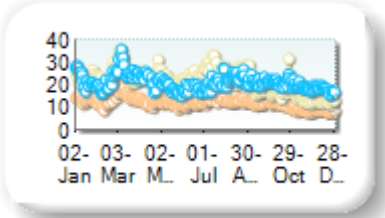
Monthly Spread Trend



25k EUR deal

Rank	Venue	Spread (bps)	Change
1	XMAD	12.15	+0.00
2	AQEU	21.12	+0.00
3	CEUX	21.58	+0.00
4	TQEX	68.55	+0.00

Monthly Spread Trend



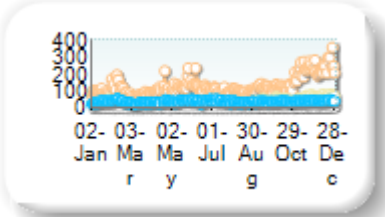
Spreads measure the bid to offer spread of the best visible orders in the book. The result is averaged over the stocks in the index and is based on measurements of the order books every 30 seconds. The value for the spread is quoted in basis points (0.01%).

Book Depths

10BPS Depth (top of book)

Rank	Venue	Depth (1K EUR)	Change
1	XMAD	122.3	+0.0
2	CEUX	31.2	+0.0
3	AQEU	30.7	+0.0
4	BATE	4.1	+0.0
5	TQEX	1.9	+0.0
6	AQXE	1.6	+0.0
7	CHIX	0.1	+0.0

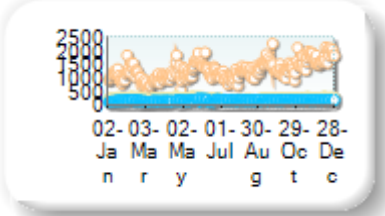
Monthly Depth Trend



50BPS Depth (deeper into book)

Rank	Venue	Depth (1K EUR)	Change
1	XMAD	1,270.9	+0.0
2	CEUX	227.0	+0.0
3	AQEU	146.8	+0.0
4	TQEX	45.6	+0.0
5	BATE	5.6	+0.0
6	CHIX	3.1	+0.0
7	AQXE	0.9	+0.0

Monthly Depth Trend



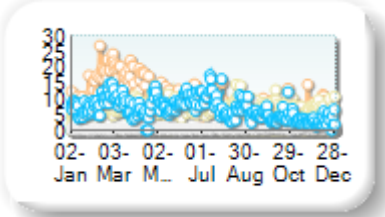
Market depth measures the amount of visible liquidity (bids and offers) in the order book within 10 or 50 BPS of mid price. The result is averaged over the stocks in the index and is based on measurements of the order book every 30 seconds. This is quoted in '000s of EUR.

Best Prices

At touch

Rank	Venue	Best Price (%)	Change
1	XMAD	10.02	+0.02
2	CEUX	6.83	-0.11
3	AQEU	6.72	-0.56
4	TQEX	0.53	-0.05
5	BATE	0.03	+0.01
6	CHIX	0.00	+0.00
7	TRQX	0.00	+0.00
8	AQXE	0.00	+0.00

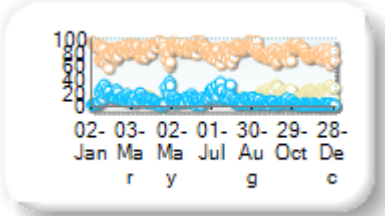
Best Prices Trend



25k EUR deal

Rank	Venue	Best Price (%)	Change
1	XMAD	81.98	+0.00
2	CEUX	8.66	+0.00
3	AQEU	8.64	+0.00
4	TQEX	0.02	+0.00
5	BATE	0.00	+0.00
6	CHIX	0.00	+0.00
7	TRQX	0.00	+0.00
8	AQXE	0.00	+0.00

Best Prices Trend

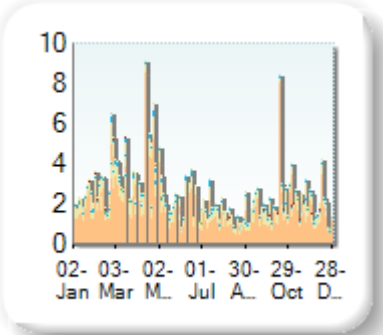


Best Price % measures how often each venue posts an absolute best price (no ties) for stocks. The result is averaged over the stocks in the index and is based on measurements of the order book every 5 seconds.

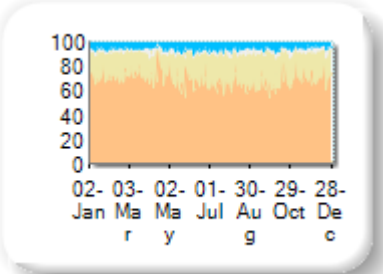
Market Share

Rank	Venue	Market Share	Change
1	XMAD	72.38%	+0.00
2	CEUX	19.80%	+0.00
3	AQEU	4.81%	+0.00
4	TQEX	2.73%	+0.00
5	BATE	0.14%	+0.00
6	CHIX	0.08%	+0.00
7	TRQX	0.06%	+0.00
8	AQXE	0.00%	+0.00

Volume Trend



Market Share Trend



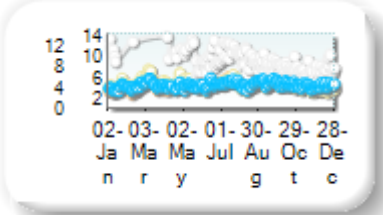
Market share is based on on-book value traded during continuous trading. The share is calculated by averaging over all stocks in the index. The current value shown is for last week and the change is relative to the previous week.

Spreads

At touch

Rank	Venue	Spread (bps)	Change
1	XMAD	4.35	+0.00
2	AQEU	4.40	+0.00
3	CEUX	4.41	+0.00
4	TQEX	12.79	+0.00
5	BATE	360.80	+0.00
6	CHIX	399.10	+0.00
7	AQXE	500.23	+0.00
8	TRQX	500.89	+0.00

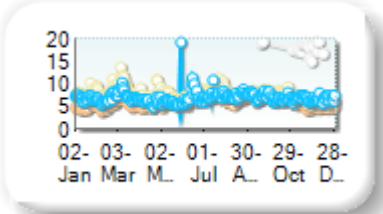
Monthly Spread Trend



25k EUR deal

Rank	Venue	Spread (bps)	Change
1	XMAD	5.89	+0.00
2	AQEU	6.91	+0.00
3	CEUX	7.62	+0.00
4	TQEX	38.24	+0.00
5	BATE	341.52	+0.00

Monthly Spread Trend



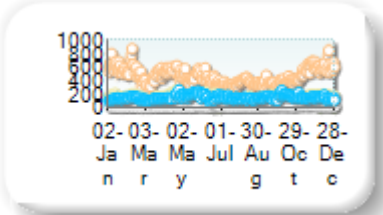
Spreads measure the bid to offer spread of the best visible orders in the book. The result is averaged over the stocks in the index and is based on measurements of the order books every 30 seconds. The value for the spread is quoted in basis points (0.01%).

Book Depths

10BPS Depth (top of book)

Rank	Venue	Depth (1K EUR)	Change
1	XMAD	456.8	+0.0
2	CEUX	148.8	+0.0
3	AQEU	141.3	+0.0
4	TQEX	16.0	+0.0
5	BATE	3.9	+0.0
6	CHIX	3.7	+0.0
7	AQXE	0.1	+0.0

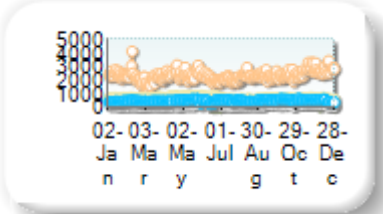
Monthly Depth Trend



50BPS Depth (deeper into book)

Rank	Venue	Depth (1K EUR)	Change
1	XMAD	2,293.6	+0.0
2	CEUX	617.4	+0.0
3	AQEU	425.2	+0.0
4	TQEX	130.0	+0.0
5	BATE	4.3	+0.0
6	CHIX	2.8	+0.0
7	AQXE	0.1	+0.0

Monthly Depth Trend



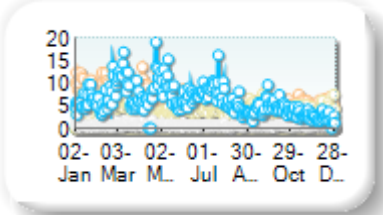
Market depth measures the amount of visible liquidity (bids and offers) in the order book within 10 or 50 BPS of mid price. The result is averaged over the stocks in the index and is based on measurements of the order book every 30 seconds. This is quoted in '000s of EUR.

Best Prices

At touch

Rank	Venue	Best Price (%)	Change
1	XMAD	6.50	+0.16
2	AQEU	6.01	-0.10
3	CEUX	4.39	-0.03
4	TQEX	0.56	-0.04
5	BATE	0.08	-0.06
6	CHIX	0.00	+0.00
7	AQXE	0.00	+0.00
8	TRQX	0.00	+0.00

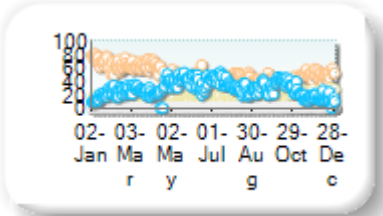
Best Prices Trend



25k EUR deal

Rank	Venue	Best Price (%)	Change
1	XMAD	47.42	+0.00
2	AQEU	28.45	+0.00
3	CEUX	15.51	+0.00
4	TQEX	0.15	+0.00
5	BATE	0.01	+0.00
6	CHIX	0.00	+0.00
7	TRQX	0.00	+0.00
8	AQXE	0.00	+0.00

Best Prices Trend

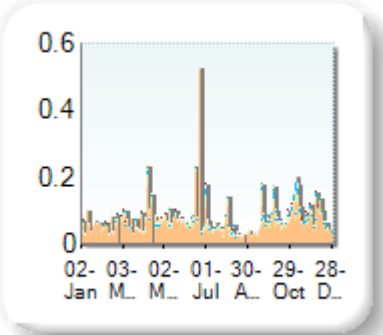


Best Price % measures how often each venue posts an absolute best price (no ties) for stocks. The result is averaged over the stocks in the index and is based on measurements of the order book every 5 seconds.

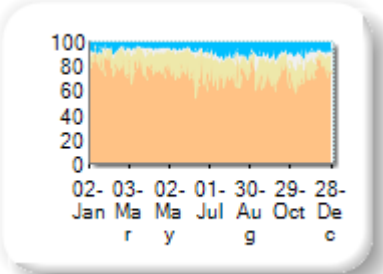
Market Share

Rank	Venue	Market Share	Change
1	XMAD	74.98%	+0.00
2	CEUX	14.81%	+0.00
3	AQEU	6.26%	+0.00
4	TQEX	3.86%	+0.00
5	BATE	0.06%	+0.00
6	CHIX	0.03%	+0.00
7	TRQX	0.01%	+0.00
8	AQXE	0.00%	+0.00

Volume Trend



Market Share Trend



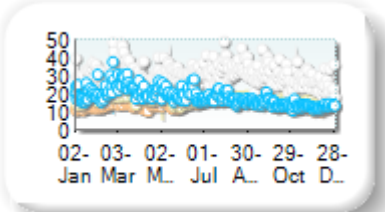
Market share is based on on-book value traded during continuous trading. The share is calculated by averaging over all stocks in the index. The current value shown is for last week and the change is relative to the previous week.

Spreads

At touch

Rank	Venue	Spread (bps)	Change
1	XMAD	14.16	+0.00
2	CEUX	17.92	+0.00
3	AQEU	18.13	+0.00
4	TQEX	31.28	+0.00

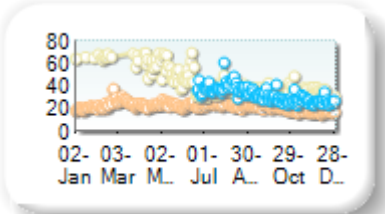
Monthly Spread Trend



25k EUR deal

Rank	Venue	Spread (bps)	Change
1	XMAD	21.56	+0.00
2	AQEU	31.94	+0.00
3	CEUX	51.40	+0.00

Monthly Spread Trend



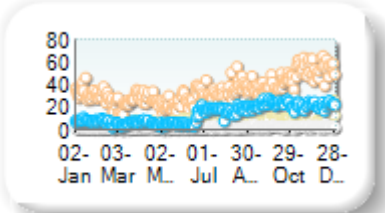
Spreads measure the bid to offer spread of the best visible orders in the book. The result is averaged over the stocks in the index and is based on measurements of the order books every 30 seconds. The value for the spread is quoted in basis points (0.01%).

Book Depths

10BPS Depth (top of book)

Rank	Venue	Depth (1K EUR)	Change
1	XMAD	34.7	+0.0
2	AQEU	13.8	+0.0
3	CEUX	8.2	+0.0
4	BATE	4.4	+0.0
5	TQEX	1.6	+0.0

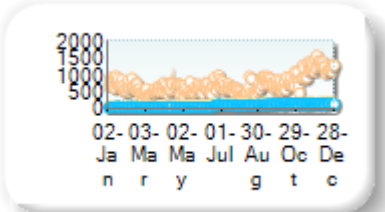
Monthly Depth Trend



50BPS Depth (deeper into book)

Rank	Venue	Depth (1K EUR)	Change
1	XMAD	704.4	+0.0
2	CEUX	90.7	+0.0
3	AQEU	65.6	+0.0
4	TQEX	21.3	+0.0
5	BATE	4.0	+0.0
6	CHIX	0.3	+0.0

Monthly Depth Trend



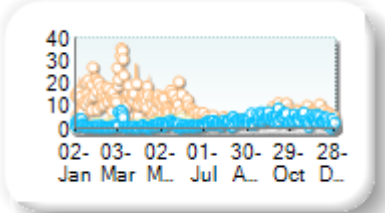
Market depth measures the amount of visible liquidity (bids and offers) in the order book within 10 or 50 BPS of mid price. The result is averaged over the stocks in the index and is based on measurements of the order book every 30 seconds. This is quoted in '000s of EUR.

Best Prices

At touch

Rank	Venue	Best Price (%)	Change
1	XMAD	8.51	+0.86
2	AQEU	2.33	-0.17
3	CEUX	1.15	+0.10
4	TQEX	0.22	+0.01
5	BATE	0.00	+0.00
6	CHIX	0.00	0.00
7	TRQX	0.00	+0.00
8	AQXE	0.00	+0.00

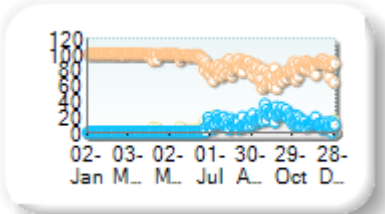
Best Prices Trend



25k EUR deal

Rank	Venue	Best Price (%)	Change
1	XMAD	89.04	+0.00
2	AQEU	7.81	+0.00
3	CEUX	2.58	+0.00
4	TQEX	0.01	+0.00
5	CHIX	0.00	+0.00
6	TRQX	0.00	+0.00
7	BATE	0.00	+0.00
8	AQXE	0.00	+0.00

Best Prices Trend

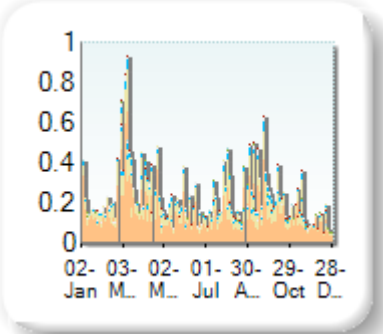


Best Price % measures how often each venue posts an absolute best price (no ties) for stocks. The result is averaged over the stocks in the index and is based on measurements of the order book every 5 seconds.

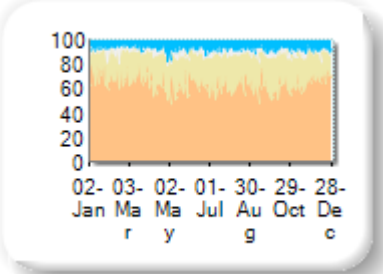
Market Share

Rank	Venue	Market Share	Change
1	XMAD	65.44%	+0.00
2	CEUX	24.21%	+0.00
3	AQEU	6.44%	+0.00
4	TQEX	3.69%	+0.00
5	BATE	0.11%	+0.00
6	TRQX	0.07%	+0.00
7	CHIX	0.04%	+0.00
8	AQXE	0.00%	+0.00

Volume Trend



Market Share Trend



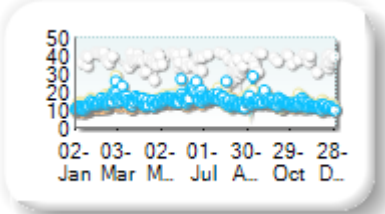
Market share is based on on-book value traded during continuous trading. The share is calculated by averaging over all stocks in the index. The current value shown is for last week and the change is relative to the previous week.

Spreads

At touch

Rank	Venue	Spread (bps)	Change
1	XMAD	13.35	+0.00
2	AQEU	14.68	+0.00
3	CEUX	14.90	+0.00
4	TQEX	46.64	+0.00

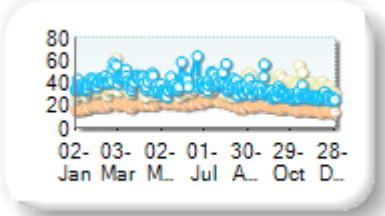
Monthly Spread Trend



25k EUR deal

Rank	Venue	Spread (bps)	Change
1	XMAD	20.53	+0.00
2	CEUX	36.23	+0.00
3	AQEU	38.89	+0.00
4	TQEX	426.49	+0.00

Monthly Spread Trend



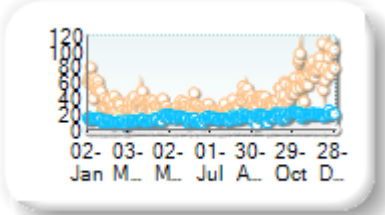
Spreads measure the bid to offer spread of the best visible orders in the book. The result is averaged over the stocks in the index and is based on measurements of the order books every 30 seconds. The value for the spread is quoted in basis points (0.01%).

Book Depths

10BPS Depth (top of book)

Rank	Venue	Depth (1K EUR)	Change
1	XMAD	39.8	+0.0
2	AQEU	14.4	+0.0
3	CEUX	11.2	+0.0
4	TQEX	0.8	+0.0
5	BATE	0.7	+0.0

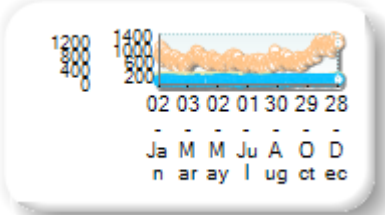
Monthly Depth Trend



50BPS Depth (deeper into book)

Rank	Venue	Depth (1K EUR)	Change
1	XMAD	733.2	+0.0
2	CEUX	137.8	+0.0
3	AQEU	95.3	+0.0
4	TQEX	20.7	+0.0
5	BATE	10.5	+0.0
6	CHIX	1.3	+0.0

Monthly Depth Trend



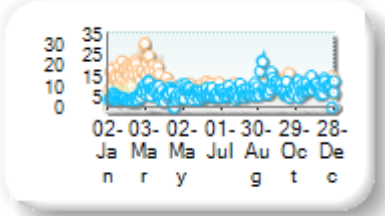
Market depth measures the amount of visible liquidity (bids and offers) in the order book within 10 or 50 BPS of mid price. The result is averaged over the stocks in the index and is based on measurements of the order book every 30 seconds. This is quoted in '000s of EUR.

Best Prices

At touch

Rank	Venue	Best Price (%)	Change
1	XMAD	9.31	+0.35
2	AQEU	7.34	-0.33
3	CEUX	5.74	+0.18
4	TQEX	0.34	+0.05
5	BATE	0.01	+0.00
6	TRQX	0.00	+0.00
7	CHIX	0.00	+0.00
8	AQXE	0.00	+0.00

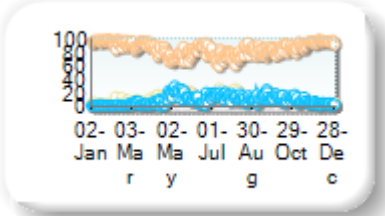
Best Prices Trend



25k EUR deal

Rank	Venue	Best Price (%)	Change
1	XMAD	85.99	+0.00
2	AQEU	8.14	+0.00
3	CEUX	5.53	+0.00
4	TQEX	0.01	+0.00
5	CHIX	0.00	+0.00
6	TRQX	0.00	+0.00
7	BATE	0.00	+0.00
8	AQXE	0.00	+0.00

Best Prices Trend

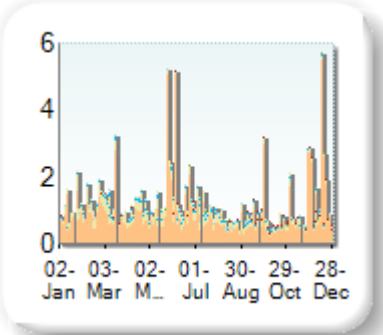


Best Price % measures how often each venue posts an absolute best price (no ties) for stocks. The result is averaged over the stocks in the index and is based on measurements of the order book every 5 seconds.

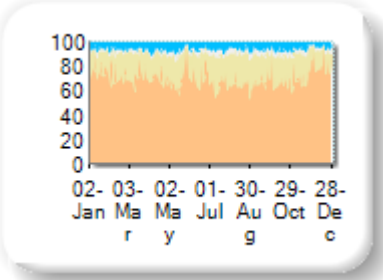
Market Share

Rank	Venue	Market Share	Change
1	XMAD	74.76%	+0.00
2	CEUX	17.56%	+0.00
3	AQEU	4.47%	+0.00
4	TQEX	2.87%	+0.00
5	BATE	0.15%	+0.00
6	CHIX	0.12%	+0.00
7	TRQX	0.07%	+0.00
8	AQXE	0.00%	+0.00

Volume Trend



Market Share Trend



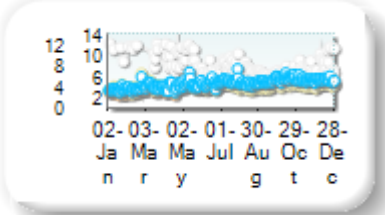
Market share is based on on-book value traded during continuous trading. The share is calculated by averaging over all stocks in the index. The current value shown is for last week and the change is relative to the previous week.

Spreads

At touch

Rank	Venue	Spread (bps)	Change
1	CEUX	4.23	+0.00
2	XMAD	4.23	+0.00
3	AQEU	4.75	+0.00
4	TQEX	10.08	+0.00
5	BATE	446.68	+0.00
6	AQXE	495.86	+0.00
7	CHIX	499.51	+0.00
8	TRQX	501.00	+0.00

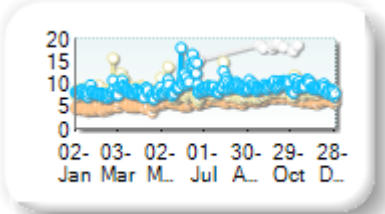
Monthly Spread Trend



25k EUR deal

Rank	Venue	Spread (bps)	Change
1	XMAD	6.09	+0.00
2	CEUX	8.43	+0.00
3	AQEU	9.13	+0.00
4	TQEX	31.89	+0.00
5	BATE	420.60	+0.00

Monthly Spread Trend



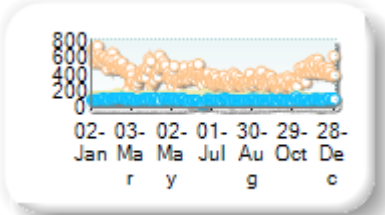
Spreads measure the bid to offer spread of the best visible orders in the book. The result is averaged over the stocks in the index and is based on measurements of the order books every 30 seconds. The value for the spread is quoted in basis points (0.01%).

Book Depths

10BPS Depth (top of book)

Rank	Venue	Depth (1K EUR)	Change
1	XMAD	382.2	+0.0
2	CEUX	103.8	+0.0
3	AQEU	84.0	+0.0
4	TQEX	18.1	+0.0
5	CHIX	6.0	+0.0
6	BATE	1.5	+0.0
7	AQXE	0.0	+0.0

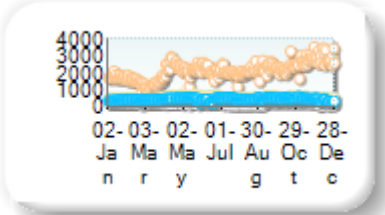
Monthly Depth Trend



50BPS Depth (deeper into book)

Rank	Venue	Depth (1K EUR)	Change
1	XMAD	2,100.3	+0.0
2	CEUX	501.8	+0.0
3	AQEU	396.9	+0.0
4	TQEX	168.8	+0.0
5	BATE	4.1	+0.0
6	CHIX	4.0	+0.0
7	TRQX	0.1	+0.0
8	AQXE	0.0	+0.0

Monthly Depth Trend



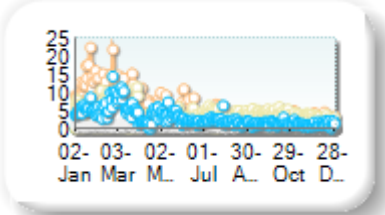
Market depth measures the amount of visible liquidity (bids and offers) in the order book within 10 or 50 BPS of mid price. The result is averaged over the stocks in the index and is based on measurements of the order book every 30 seconds. This is quoted in '000s of EUR.

Best Prices

At touch

Rank	Venue	Best Price (%)	Change
1	XMAD	5.44	-0.14
2	CEUX	4.52	+0.00
3	AQEU	2.82	-0.01
4	TQEX	0.50	-0.03
5	BATE	0.05	-0.02
6	CHIX	0.00	+0.00
7	AQXE	0.00	+0.00
8	TRQX	0.00	+0.00

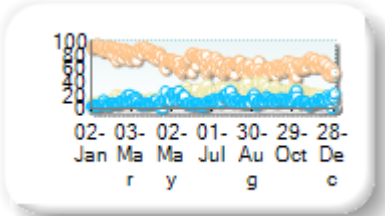
Best Prices Trend



25k EUR deal

Rank	Venue	Best Price (%)	Change
1	XMAD	68.57	+0.00
2	CEUX	16.64	+0.00
3	AQEU	9.79	+0.00
4	TQEX	0.17	+0.00
5	BATE	0.00	+0.00
6	CHIX	0.00	+0.00
7	TRQX	0.00	+0.00
8	AQXE	0.00	+0.00

Best Prices Trend

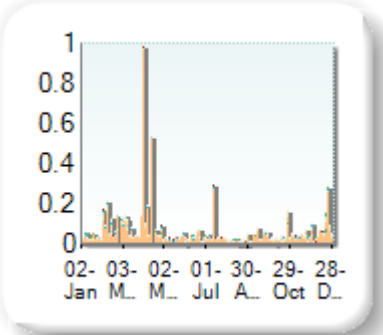


Best Price % measures how often each venue posts an absolute best price (no ties) for stocks. The result is averaged over the stocks in the index and is based on measurements of the order book every 5 seconds.

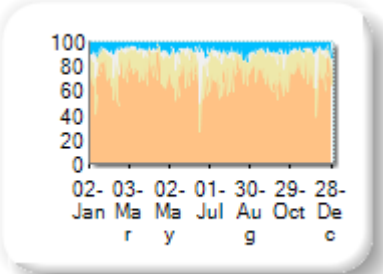
Market Share

Rank	Venue	Market Share	Change
1	XMAD	76.48%	+0.00
2	CEUX	14.94%	+0.00
3	AQEU	4.42%	+0.00
4	TQEX	3.99%	+0.00
5	BATE	0.09%	+0.00
6	CHIX	0.04%	+0.00
7	TRQX	0.03%	+0.00
8	AQXE	0.00%	+0.00

Volume Trend



Market Share Trend



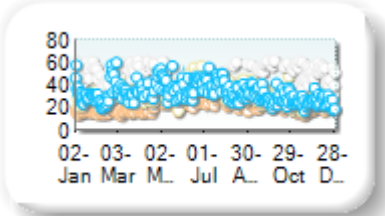
Market share is based on on-book value traded during continuous trading. The share is calculated by averaging over all stocks in the index. The current value shown is for last week and the change is relative to the previous week.

Spreads

At touch

Rank	Venue	Spread (bps)	Change
1	XMAD	21.30	+0.00
2	CEUX	32.16	+0.00
3	AQEU	32.79	+0.00
4	TQEX	63.90	+0.00

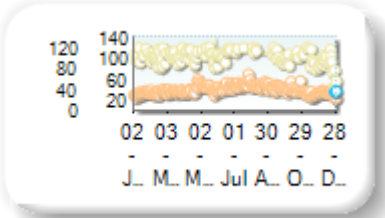
Monthly Spread Trend



25k EUR deal

Rank	Venue	Spread (bps)	Change
1	AQEU	36.75	+0.00
2	XMAD	40.15	+0.00
3	CEUX	110.49	+0.00

Monthly Spread Trend



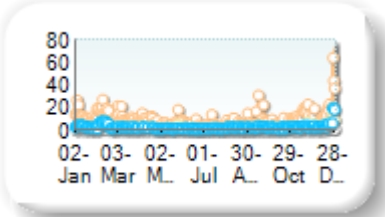
Spreads measure the bid to offer spread of the best visible orders in the book. The result is averaged over the stocks in the index and is based on measurements of the order books every 30 seconds. The value for the spread is quoted in basis points (0.01%).

Book Depths

10BPS Depth (top of book)

Rank	Venue	Depth (1K EUR)	Change
1	XMAD	8.2	+0.0
2	AQEU	2.0	+0.0
3	CEUX	1.5	+0.0
4	TQEX	0.2	+0.0
5	BATE	0.0	+0.0

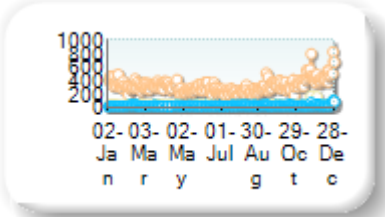
Monthly Depth Trend



50BPS Depth (deeper into book)

Rank	Venue	Depth (1K EUR)	Change
1	XMAD	314.9	+0.0
2	CEUX	21.1	+0.0
3	AQEU	16.0	+0.0
4	TQEX	6.4	+0.0
5	BATE	0.5	+0.0

Monthly Depth Trend



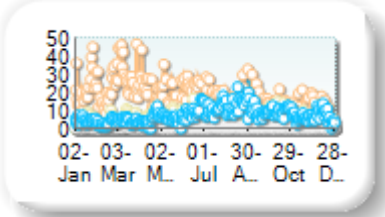
Market depth measures the amount of visible liquidity (bids and offers) in the order book within 10 or 50 BPS of mid price. The result is averaged over the stocks in the index and is based on measurements of the order book every 30 seconds. This is quoted in '000s of EUR.

Best Prices

At touch

Rank	Venue	Best Price (%)	Change
1	XMAD	17.42	-0.62
2	AQEU	7.26	-0.25
3	CEUX	5.96	-0.18
4	TQEX	0.35	+0.00
5	BATE	0.01	+0.01
6	CHIX	0.00	+0.00
7	TRQX	0.00	+0.00
8	AQXE	0.00	+0.00

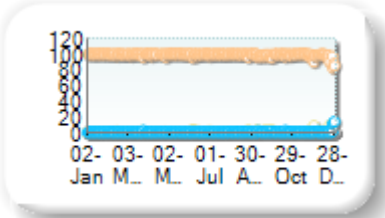
Best Prices Trend



25k EUR deal

Rank	Venue	Best Price (%)	Change
1	XMAD	99.12	+0.00
2	CEUX	0.52	+0.00
3	AQEU	0.25	+0.00
4	TQEX	0.02	+0.00
5	CHIX	0.00	+0.00
6	TRQX	0.00	+0.00
7	BATE	0.00	+0.00
8	AQXE	0.00	+0.00

Best Prices Trend



Best Price % measures how often each venue posts an absolute best price (no ties) for stocks. The result is averaged over the stocks in the index and is based on measurements of the order book every 5 seconds.